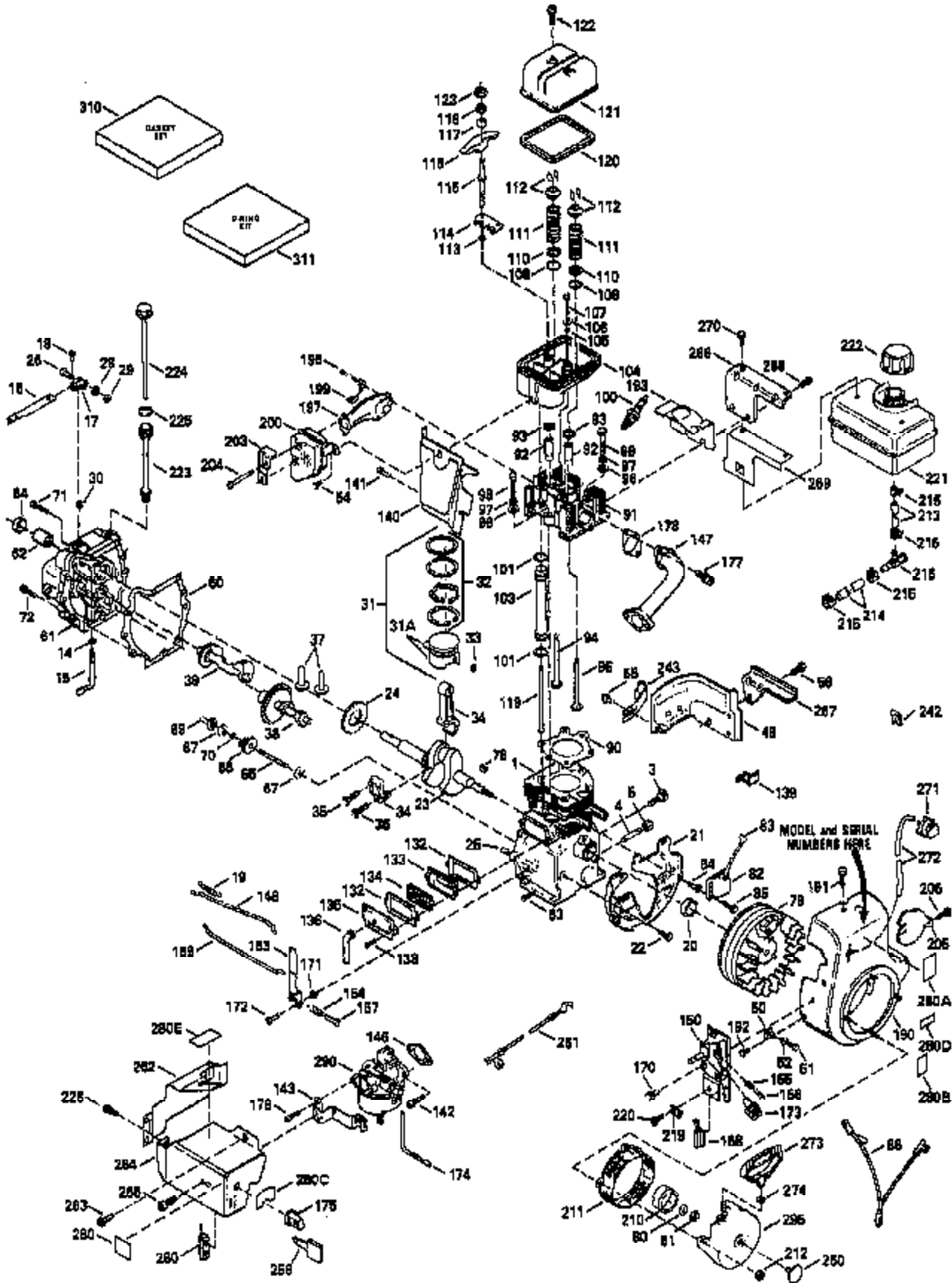


ILLUSTRATION SHOWS TYPICAL PARTS ONLY. ORDER BY PART NUMBER. PARTS NOT LISTED ARE SUPPLIED BY OEM.

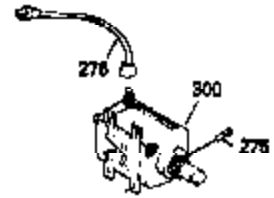
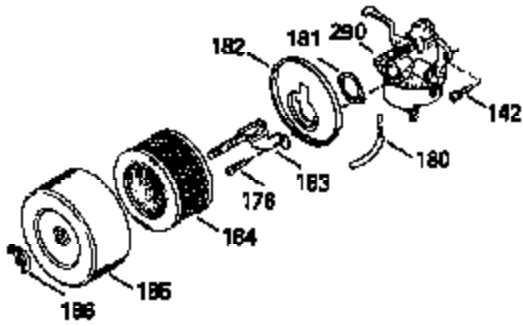


Ref #	Part Number	Qty	Description
1	37083	1	Cylinder (Incl. 2, 20, 72 & 80)
2	27652	2	Dowel Pin
3	650820	2	Screw, 1/4-20 x 1/2"
4	0	1	Oil Drain Extension (Purchase Locally)
5	30969	1	Extension Cap
14A	651057	1	Washer
14	28277	1	Washer
15	35685	1	Governor Rod (Incl. 14 & 38)
16	35686	1	Governor Lever
17	29916	1	Governor Lever Clamp
18	651028	1	Screw, Torx T-15, 8-32 x 3/8"
19	35688	1	Extension Spring
20	35319	1	Oil Seal
25	36460	1	Blower Housing Baffle
26	650561	2	Screw, 1/4-20 x 5/8"
28	30322	1	Lock Nut, 10-32
30	35680A	1	Crankshaft
31	35327	1	Counterbalance Gear
35	29826	1	Screw, 10-32 x 3/4"
36	29918	1	Lock Washer
37	29216	1	Lock Nut, 10-32
38	29642	3	Retaining Ring
40	35776A	1	Piston, Pin & Ring Set (Std.)
40	35777A	1	Piston, Pin & Ring Set (.010" OS)
40	35778A	1	Piston, Pin & Ring Set (.020" OS)
41	35773A	1	Piston & Pin Ass'y (Std.) (Incl. 43)
41	35774A	1	Piston & Pin Ass'y (.010" OS) (Incl. 43)
41	35775A	1	Piston & Pin Ass'y (.020" OS) (Incl. 43)
42	35779	1	Ring Set (Std.)
42	35780	1	Ring Set (.010" OS)
42	35781	1	Ring Set (.020" OS)
43	35772	2	Piston Pin Retaining Ring
45	36898	1	Connecting Rod Ass'y (Incl. 47)
47	651033	2	Connecting Rod Bolt
48	35313	2	Valve Lifter
50	35682A	1	Camshaft (MCR)
51	35315A	1	Counterbalance Weight
60	35316A	1	Blower Housing Extension
65	650990	1	Screw, Torx T-30, 1/4-20 x 15/32"
66	30063	1	Screw, Torx T-30, 1/4-20 x 1/2"
69	35683	1	* Cylinder Cover Gasket
70	35684A	1	Cylinder Cover (Incl.14,15,38,71,75)
71	35377	1	Crankshaft Bushing
75	35319	1	Oil Seal
80	35751	1	Governor Shaft
81	35479	2	Washer
82	35321	1	Governor Gear Ass'y
83	35322	1	Governor Spool
84	29193	1	Retaining Ring
86	650833	7	Screw, 1/4-20 x 1-3/16"
87	650832	1	Screw, 1/4-20 x 1-11/16"
89	32589	1	Flywheel Key
90	611093	1	Flywheel (W/Ring Gear)
92	650880	1	Lock Washer
93	650881	1	Flywheel Nut
100	35135	1	Solid State Ignition
101	610118	1	Spark Plug Cover
102	651024	2	Solid State Mounting Stud

Ref #	Part Number	Qty	Description
	103 651007	2	Screw, Torx T-15, 10-24 x 15/16"
	110 35187	1	Ground Wire
	110A 36874	1	Ground Wire
	119 36932	1	* Cylinder Head Gasket
	120 37084	1	Cylinder Head
	125 36934	1	Exhaust Valve (Std.)
	125 36936	1	Exhaust Valve (1/32" OS)
	126 36935	1	Intake Valve (Std.)
	126 36937	1	Intake Valve (1/32" OS)
	127 650691	6	Washer
	128 650690	6	Belleville Washer
	130 650697A	6	Screw, 5/16-18 x 2-1/2"
	135 34645	1	Spark Plug (RN4C)
	150 33507	2	Valve Spring
	151 33508	2	Valve Spring Keeper
	153 35949	1	Push Rod Guide
	154 650945	2	Rocker Arm Stud
	155 35950	2	Rocker Arm
	157 650947	2	Jam Nut
	158 35466	2	Push Rod
	159 35952	1	* Rocker Arm Cover Gasket
	160 35953A	1	Rocker Arm Housing
	161 30063	1	Screw, Torx T-30, 1/4-20 x 1/2"
	161 30063	3	Screw, Torx T-30, 1/4-20 x 1/2"
	161A 651034	1	Valve Cover Mounting Stud
	163 650890	2	Lock Washer
	169 27896A	2	* Valve Cover Gasket
	170 28423	1	Breather Body
	171 28424	1	Breather Element
	172 28425	1	Valve Cover
	173 35350	1	Breather Tube
	174 650128	2	Screw, 10-24 x 1/2"
	186B 36653	1	Choke Spring
	200 35702	1	Control Bracket (Incl.203, 204 & 206)
	202 36482	1	Compression Spring
	203 31342	1	Compression Spring
	204 651029	1	Screw, Torx T-10, 5-40 x 7/16"
	205 651019	1	Screw, Torx T-10, 6-32 x 41/64"
	206 610973	1	Terminal
	207 35692	1	Throttle Link
	209 650821	2	Screw, 10-32 x 1/2"
	212 30773A	1	Bushing
	213 650930	1	Screw, 10-32 x 5/8"
	215 35438	1	Choke Knob
	216 35679	1	R.P.M. Adjusting Lever
	219 35689	1	Choke Rod
	220 35440	1	Control Knob
	222 28820	2	Screw, 10-32 x 1/2"
	223 650971	2	Screw, Torx T-30, 5/16-18 x 7/8"
	224 33515A	1	* Intake Pipe Gasket
	260 35694	1	Blower Housing
	262 29747B	2	Screw, Torx T-40, 5/16-24 x 21/32"
	264A 650738		Screw, 1/4-20 x 5/8"
	265 37086	1	Cylinder Head Cover
	266 650876	2	Screw, 5/16-18 x 1-1/4"
	269 35762	2	* Exhaust Gasket
	270A 35829A	1	Exhaust Port Liner
	270 35870	1	Manifold

Ref #	Part Number	Qty	Description
271	35293	1	Locking Plate (Manifold)
277	650877	2	Screw, 5/16-18 x 4-1/2"
285	35985B	1	Starter Cup
287	29752	4	Nut & Lock Washer, 1/4-28
290	30962	1	Fuel Line
291A	29774	1	Fuel Line
292	26460	4	Fuel Line Clamp
295	35857	1	Fuel Shut-Off Valve
298	650665	2	Screw, 1/4-15 x 3/4"
301	35355	1	Fuel Cap
305	35574	1	Oil Fill Tube
307	35499	1	"O" Ring
308	35539	1	Fill Tube Clip
310	35700	1	Dipstick
314	650873	1	Screw, 1/4-20 x 3/4"
315	611111	1	Alternator Coil (18 Watt) (Incl. 323)
323	611118	1	Terminal
328	35062	2	Key Switch
329	610973	1	Terminal
335A	37087	1	Carburetor Cover
335	35698	1	Carburetor Cover (Front)
336	650765	1	Screw, 10-32 x 1/2"
340	35696	1	Fuel Tank Bracket
341	35697	1	Fuel Tank Bracket
342	792028	2	Screw, 5/16-18 x 7/8"
345A	650876	2	Screw, 5/16-18 x 1-9/32"
345	35699	1	Heat Baffle
350	570682	1	Primer Ass'y
351	32180C	1	Primer Line
355	590574	1	Starter Handle
361	650990	2	Screw, Torx T-30, 1/4-20 x 15/32"
370K	36695	1	Starter Decal
370B	35703	1	Throttle Decal
370I	34414	1	Warning Decal
370C	36501	1	Primer Decal
370D	36534	1	Instruction Decal
370	36261	1	Identification Decal
370H	36253	1	Instruction Decal
380	640105	1	Carburetor (Incl. 184)
390	590733	1	Rewind Starter (Note: This engine could have been built with 590749 starter.)
396	37105	1	Electric Starter Motor (120 Volt)
400	36947A	1	*Gasket Set (Incl. items marked PK in notes) Incl. part #'s 27896A (2),33263 (1),33515A (1),35317 (1),35683 (1),35762 (2),35952 (1), 36333 (1),36352 (1),36358 (1),36832 (1),36930 (1),36932 (1),36942 (1)
420	730226	1	SAE 5W30 4-Cycle Engine Oil (Quart)

ILLUSTRATION SHOWS TYPICAL PARTS ONLY. ORDER BY PART NUMBER. PARTS NOT LISTED ARE SUPPLIED BY OEM.



Ref #	Part Number	Qty	Description
2	27652	2	Dowel Pin
14A	651057	1	Washer
40	35776A	1	Piston, Pin & Ring Set (Std.)
40	35777A	1	Piston, Pin & Ring Set (.010" OS)
40	35778A	1	Piston, Pin & Ring Set (.020" OS)
41	35773A	1	Piston & Pin Ass'y (Std.) (Incl. 43)
41	35774A	1	Piston & Pin Ass'y (.010" OS) (Incl. 43)
41	35775A	1	Piston & Pin Ass'y (.020" OS) (Incl. 43)
42	35779	1	Ring Set (Std.)
42	35780	1	Ring Set (.010" OS)
42	35781	1	Ring Set (.020" OS)
43	35772	2	Piston Pin Retaining Ring
45	36898	1	Connecting Rod Ass'y (Incl. 47)
47	651033	2	Connecting Rod Bolt
48	35313	2	Valve Lifter
66	30063	1	Screw, Torx T-30, 1/4-20 x 1/2"
75	35319	1	Oil Seal
87	650832	1	Screw, 1/4-20 x 1-11/16"
89	32589	1	Flywheel Key
102	651024	2	Solid State Mounting Stud
110A	36874	1	Ground Wire
125	36934	1	Exhaust Valve (Std.)
125	36936	1	Exhaust Valve (1/32" OS)
126	36935	1	Intake Valve (Std.)
126	36937	1	Intake Valve (1/32" OS)
127	650691	6	Washer
128	650690	6	Belleville Washer
130	650697A	6	Screw, 5/16-18 x 2-1/2"
151	33508	2	Valve Spring Keeper
160	35953A	1	Rocker Arm Housing
161A	651034	1	Valve Cover Mounting Stud
161	30063	1	Screw, Torx T-30, 1/4-20 x 1/2"
161	30063	3	Screw, Torx T-30, 1/4-20 x 1/2"
163	650890	2	Lock Washer
169	27896A	2	* Valve Cover Gasket
180	35954	1	Blower Housing Extension
181	30200	2	Lock Nut, 10-32
182	650517	2	Screw, 1/4-20 x 27/32"
183	34583A	1	Choke Bracket
184	33263	1	* Carburetor To Intake Pipe Gasket
185	37085	1	Intake Pipe
186B	36653	1	Choke Spring
186	35691	1	Governor Link
202	36482	1	Compression Spring
207	35692	1	Throttle Link
209	650821	2	Screw, 10-32 x 1/2"
264A	650738		Screw, 1/4-20 x 5/8"
270A	35829A	1	Exhaust Port Liner
275	36542	1	Muffler
276	35348	1	Locking Plate
277	650877	2	Screw, 5/16-18 x 4-1/2"
285	35985B	1	Starter Cup
287	29752	4	Nut & Lock Washer, 1/4-28
290	30962	1	Fuel Line
291A	29774	1	Fuel Line
292	26460	4	Fuel Line Clamp
298	650665	2	Screw, 1/4-15 x 3/4"
300	34156A	1	Fuel Tank (Incl. 292 & 301)

Ref #	Part Number	Qty	Description
301	35355	1	Fuel Cap
305	35574	1	Oil Fill Tube
307	35499	1	"O" Ring
308	35539	1	Fill Tube Clip
314	650873	1	Screw, 1/4-20 x 3/4"
315	611111	1	Alternator Coil (18 Watt) (Incl. 323)
323	611118	1	Terminal
328	35062	2	Key Switch
329	610973	1	Terminal
335	35698	1	Carburetor Cover (Front)
335A	37087	1	Carburetor Cover
336	650765	1	Screw, 10-32 x 1/2"
340	35696	1	Fuel Tank Bracket
341	35697	1	Fuel Tank Bracket
342	792028	2	Screw, 5/16-18 x 7/8"
345A	650876	2	Screw, 5/16-18 x 1-9/32"
345	35699	1	Heat Baffle
350	570682	1	Primer Ass'y
351	32180C	1	Primer Line
355	590574	1	Starter Handle
361	650990	2	Screw, Torx T-30, 1/4-20 x 15/32"
370	36261	1	Identification Decal
370K	36695	1	Starter Decal
370B	35703	1	Throttle Decal
370H	36253	1	Instruction Decal
370C	36501	1	Primer Decal
370D	36534	1	Instruction Decal
370I	34414	1	Warning Decal
380	640105	1	Carburetor (Incl. 184)
390	590733	1	Rewind Starter (Note: This engine could have been built with 590749 starter.)
396	37105	1	Electric Starter Motor (120 Volt)
400	36947A	1	*Gasket Set (Incl. items marked PK in notes) Incl. part #'s 27896A (2),33263 (1),33515A (1),35317 (1),35683 (1),35762 (2),35952 (1), 36333 (1),36352 (1),36358 (1),36832 (1),36930 (1),36932 (1),36942 (1)
420	730226	1	SAE 5W30 4-Cycle Engine Oil (Quart)