



Ref #	Part Number	Qty	Description
1	33674B		Cylinder (Incl. 2, 3 & 4) (2-13/16" B ore)
2	26727		Pin, Dowel
3	27642		Oil Drain Plug
3	28582		Oil Drain Plug
4	32600		Seal, Oil
5	32644A		Intake Valve (Std.) (Incl. 9)
5	32645A		Intake Valve (1/32" OS) (Incl. 9)
6	29313C		Exhaust Valve (Std.) (Incl. 9)
6	29315C		Exhaust Valve (1/32" OS) (Incl. 9)
8	31672		Spring, Valve
9	31673		Cap, Lower valve spring
10	610951		Key, Flywheel
11	33676		Crankshaft (Incl. 24)
13	33876		Gasket, Stator
14A	33562B		Piston & Pin Ass'y.(Std.)(Incl.16)(2- 13/16")
14A	33563B		Piston & Pin Ass'y. (.010" OS) (Incl. 16)
14A	33564B		Piston & Pin Ass'y. (.020" OS) (Incl. 16)
14	34535		Piston, Pin & Ring Set (Std.) (2-13/1 6" Bore)
14	34536		Piston, Pin & Ring Set (.010" OS)
14	34537		Piston, Pin & Ring Set (.020" OS)
15	33567		Ring Set (Std.) (2-13/16" Bore)
15	33568		Ring Set (.010" OS)
15	33569		Ring Set (.020" OS)
16	20381		Ring, Piston pin retaining
17	32875		Rod Assy., Connecting (Incl. 18 & 20)
18	32610A		Bolt, Connecting Rod
20	32654		Dipper, Oil
21	27241		Lifter, Valve
22	33158		Camshaft
23	30756B		Cover, Cylinder (Incl. 24, 30, 31 & 1 06)
24	28540		Seal, Oil
25	32969		Dipstick (Incl. 27)
27	29673		* Gasket, Dipstick
28	27677A		* Gasket, Cylinder cover
29	650451		Screw, 1/4-20 x 1" (Use as required)
29	650488		Screw, 1/4-20 x 1-1/4" (Use as requir ed)
30	27625		Plug, Oil filler (Incl. 31)
31	29673		* Gasket, Oil fill plug
32	33554A		Gasket, Cylinder head
33	33016A		Head, Cylinder(Incl. 35)
34	26073		Washer (Not used on late production)
34	650691		Washer (Use as required)
35	650694A		Screw, 5/16-18 x 2" (Use as required)
35	650818		Screw, 5/16-18 x 1-1/2" (Use as requi red)
35	650865		Screw, 5/16-18 x 2" (Use as required)
36	6021A		Screw, 5/16-18 x 1-1/2" (As req;not w /650691)
37	33636		Resistor Spark Plug (RJ-8C)
38	31619A		* Gasket, Breather
39A	31337A		Breather Ass'y. (Incl. 38 & 40)
40	31410		Element, Breather
45	650128		Screw, 10-24 x 1/2"
46	33673A		* Gasket, Intake (1/32" thick)
47	33669		Pipe, Intake
48	30646		Screw, 1/4-20 x 1-3/8"
63A	31334		Rod, Governor (Incl. 67)
64	33342		Baffle, Blower housing
65	650561		Screw, 1/4-20 x 5/8"
66	29752		Nut & Lockwasher Assy., 1/4-28 (As re quired)

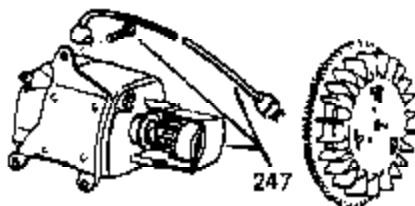
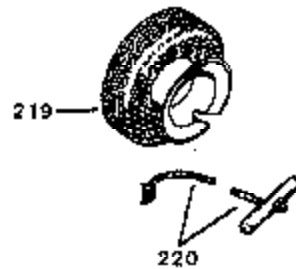
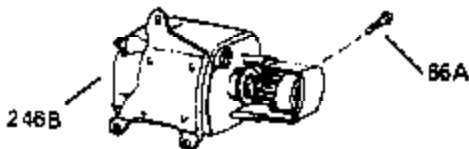
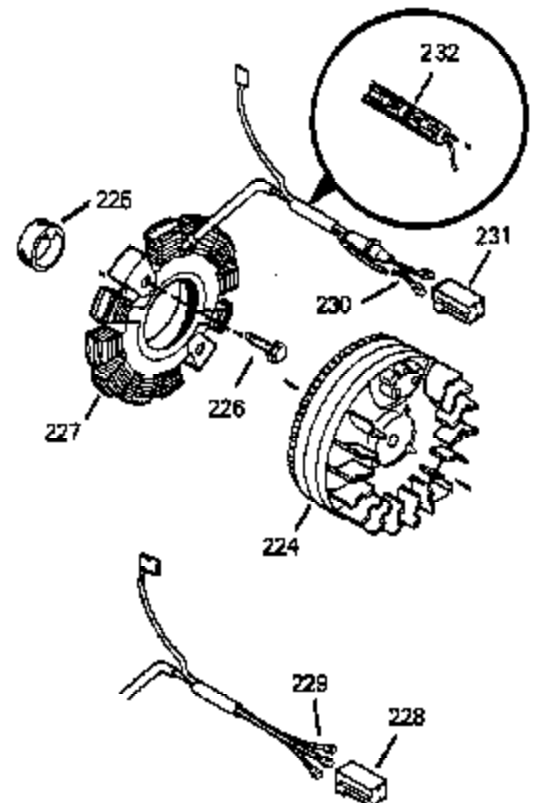
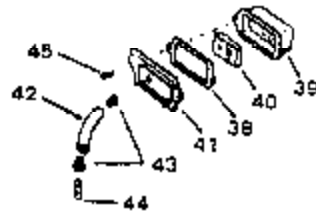
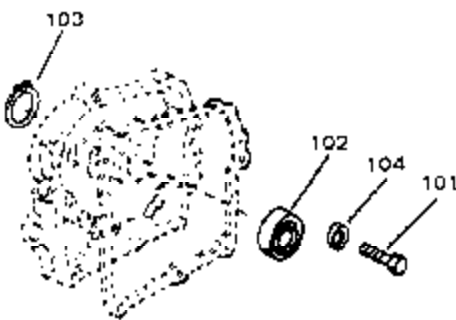
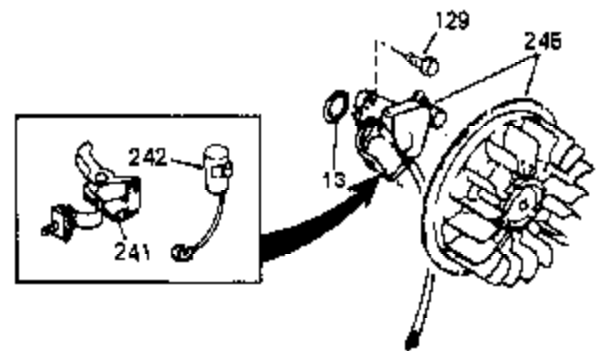
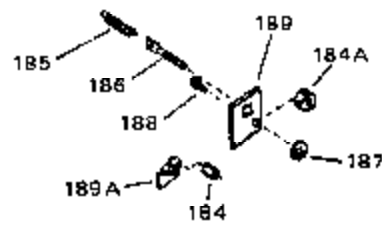
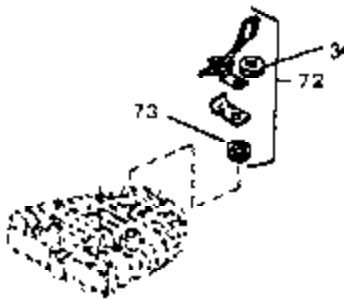
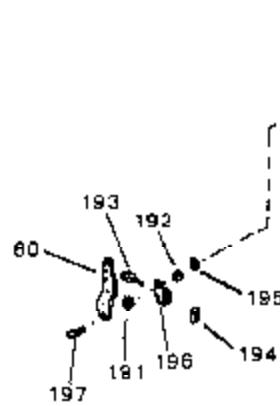
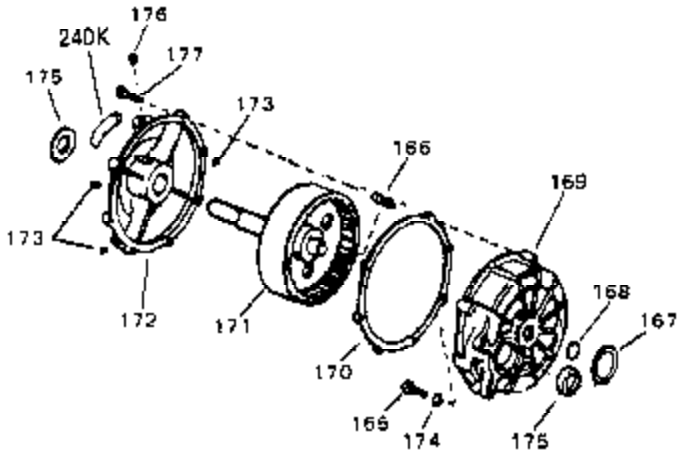
Engine Parts List #1

Ref #	Part Number	Qty	Description
66			Pop Rivet (Purchase locally)(Use as required)
67	28277		Washer, Flat
68	650168		Washer, Flat
69	29212		Screw, 1/4-28 x 7/16"
70	33663C		Blower Housing (For electric starter) NOTE: In original production some starters are riveted to the blower housing. Replacement housing has threaded studs. Order four nuts (29752) for remounting of starter.
76	27272A		* Gasket, Air cleaner
77	34212		Bracket, Holddown
78	30200		Screw, 10-24 x 9/16"
82	33341		Extension, Baffle
83	650701		Screw, 8-18 x 7/16"
84	650517		Screw, 1/4-20 x 13/16"
85	650517		Screw, 1/4-20 x 13/16"
87	26756		* Gasket, Carburetor
90	31715		Body, Air cleaner
92	650152		Screw, 8-32 x 3/8"
93	31691		Bracket, Air cleaner
94	28820		Screw, 10-32 x 1/2"
95	33344		Baffle, Heat
100	730127		Air Cleaner Ass'y. (Incl.76,76A,90A,91A,92,93,94, & 221A)(Use as required)
102	28458		Bearing, Ball
105	30590A		Washer, Flat
106	30574		Shaft, Mechanical governor
107	30591		Gear Assy.,Governor (Incl. 105)
108	30588A		Spool Governor
109	29193		Ring, Retaining
113	650751		Screw, 1/4-20 x 7/16"
115	410144B		Fuel Cap (Std.)(Wh.Plastic)(1-1/2" I. D.)
115	33032		Fuel Cap (Red Plastic)(1-3/16" I.D.) (Spurt resistant, Low profile)
115	34210		Fuel Cap (Red Plastic)(1-3/16" I.D.) (Spurt resistant, High profile)
118	29774		Line, Fuel (Braided 8.25")
118	30795		Line, Fuel (Braided 16")
118	30962		Line, Fuel (Braided 32")
119	28819		Spring, Fuel line (Use as required)
121	29745		Extension, Blower housing
122	650128		Screw, 10-24 x 1/2"
123	26460		Clamp, Fuel line (Use as required)
129	650516		Screw, 1/4-20 x 1-1/8"
129	650489		Screw, 1/4-20 x 5/8"
130	610118		Cover, Spark plug
139	33670A		* Gasket, Muffler
140	650561		Screw, 1/4-20 x 5/8"
140	30063		Screw, 1/4-20 x 1/2" (Use as required)
140D	26073		Washer, flat
140C	650628A		5/16-18 x 2-3/8"
197	650548		Screw, 8-32 x 5/16"
201	610973		Terminal Assy. (Use as required)
202A	32923		Spring, Torsion (Used in early production)
202	33857		Spring Assy. (Used in late production)
203	730136A		Control Brkt (Incl.202,202A,204,205,206,207)
204	650139		Screw, 8-32 x 1/2" (Use as required)

Ref #	Part Number	Qty	Description
204	650152		Screw, 8-32 x 3/8" (Use as required)
204	30200		Screw, 10-24 9/16" (Use as required)
205	30322		Nut & Lockwasher (Use as required)
206	650688		Screw, 10-32 x 1" (Used on early production)
206	650549		Screw, 5-40 x 7/16" (Used on late production)
207	32924		Compression Spring (Used on early production)
207	31342		Compression Spring (Used on late production)
209	28942		Screw, 10-32 x 3/8"
210	27793		Clip, Conduit
211	31426		Spring, Extension
213	650815		Washer, Belleville
214	650607		Nut, Flywheel
217	33668		Screen, Starter
218	33667		Cup, Starter
221	34080		Spacer, Flywheel key
222	650872		Stud, Solid State Assy.
240	34346		Decal, Instruction
240B	31752		Decal, Air cleaner
240A	550223		Decal, Name
243	631021		Inlet Needle, Seat & Clip Assy.
244	631703		Carburetor (Incl. 87) (Refer to Division 5, Section A, page 114 for breakdown)
245	610987		Magneto (3 Amp) NOTE: The complete magneto is not available as an assembly. The magneto number is shown for reference purposes only. Order component parts individually, as shown in partslist. (Refer to Division 5, Section B, page 36 for breakdown)
246	590420A		Rewind Starter NOTE: In original production some starters are riveted to the blowerhousing. Replacement housing has threaded studs. Order four nuts (29752) for remounting of starter. (Refer to Division 5, Section C, page 25 for breakdown)
249	33683B		* Gasket Set (Incl. items marked *)

Ref #	Part Number	Qty	Description
13	33876		Gasket, Stator
90	31715		Body, Air cleaner
91	30727		Element, Air cleaner
94	28820		Screw, 10-32 x 1/2"
100A	730164		Air Cleaner Ass'y. (Incl. 76, 90, 91, 92, 93, 94, & 221B) (Use as required)
139	33670A		* Gasket, Muffler
140	650561		Screw, 1/4-20 x 5/8"
140	30063		Screw, 1/4-20 x 1/2" (Use as required)
141D	391026		Muffler (Incl. 143, 144 & 145) (This spark arrester muffler can be used on any model.)
141A	33698		Muffler (Spark Arresting)(In. 143, 144, 145)
143	33323		Screen, Muffler
144	33700		Cover & Tube, Muffler
145	650578		Screw, 8-18 x 3/8"
157	730165		Muff. Adapter Kit (Incl. 139, 140)(As required)
201	610973		Terminal Assy. (Use as required)
245	610987		Magneto (3 Amp) NOTE: The complete magneto is not available as an assembly. The magneto number is shown for reference purposes only. Order component parts individually, as shown in parts list. (Refer to Division 5, Section B, page 36 for breakdown)

ILLUSTRATION SHOWS TYPICAL PARTS ONLY. ORDER BY PART NUMBER. PARTS NOT LISTED ARE SUPPLIED BY OEM.



OPTIONAL 110-120
 VOLT STARTER
 MOTOR KIT
 (SEE NOTE 2 AT END OF THE SECTION)

Ref #	Part Number	Qty	Description
13	33876		Gasket, Stator
34	26073		Washer (Not used on late production)
34	650691		Washer (Use as required)
38	31619A		* Gasket, Breather
40	31410		Element, Breather
45	650128		Screw, 10-24 x 1/2"
101	30200		Screw, 10-24 x 9/16"
102	28458		Bearing, Ball
103	28539		Ring, Retaining
104	28537		Washer, Flat
191	29918		Washer, Lock, #8
192	30322		Nut & Lockwasher, 8-32
193	29826		Screw, 10-32 x 3/4"
194	29216		Nut, Square, 10-32
195	29642		Ring, Retaining
196	29916		Clamp, Governor lever
197	650548		Screw, 8-32 x 5/16"
219	34788		Pulley, Starter rope
225	35189		Spacer, Coil Assy.
241	30547A		Contact Assy., Breaker
242	610767A		Condenser
245	610987		Magneto (3 Amp) NOTE: The complete magneto is not available as an assembly. The magneto number is shown for reference purposes only. Order component parts individually, as shown in partslist. (Refer to Division 5, Section B, page 36 for breakdown)
247	33290D		Starter Motor Kit (110-120 Volt) This 110-120 volt starter motor kit may have been added to this engine. It can be added only if cylinder has drilled and tapped starter mounting bosses and a ring gear flywheel. Refer to service number stamped on end cap of motor, or on decal, for identification. Ref