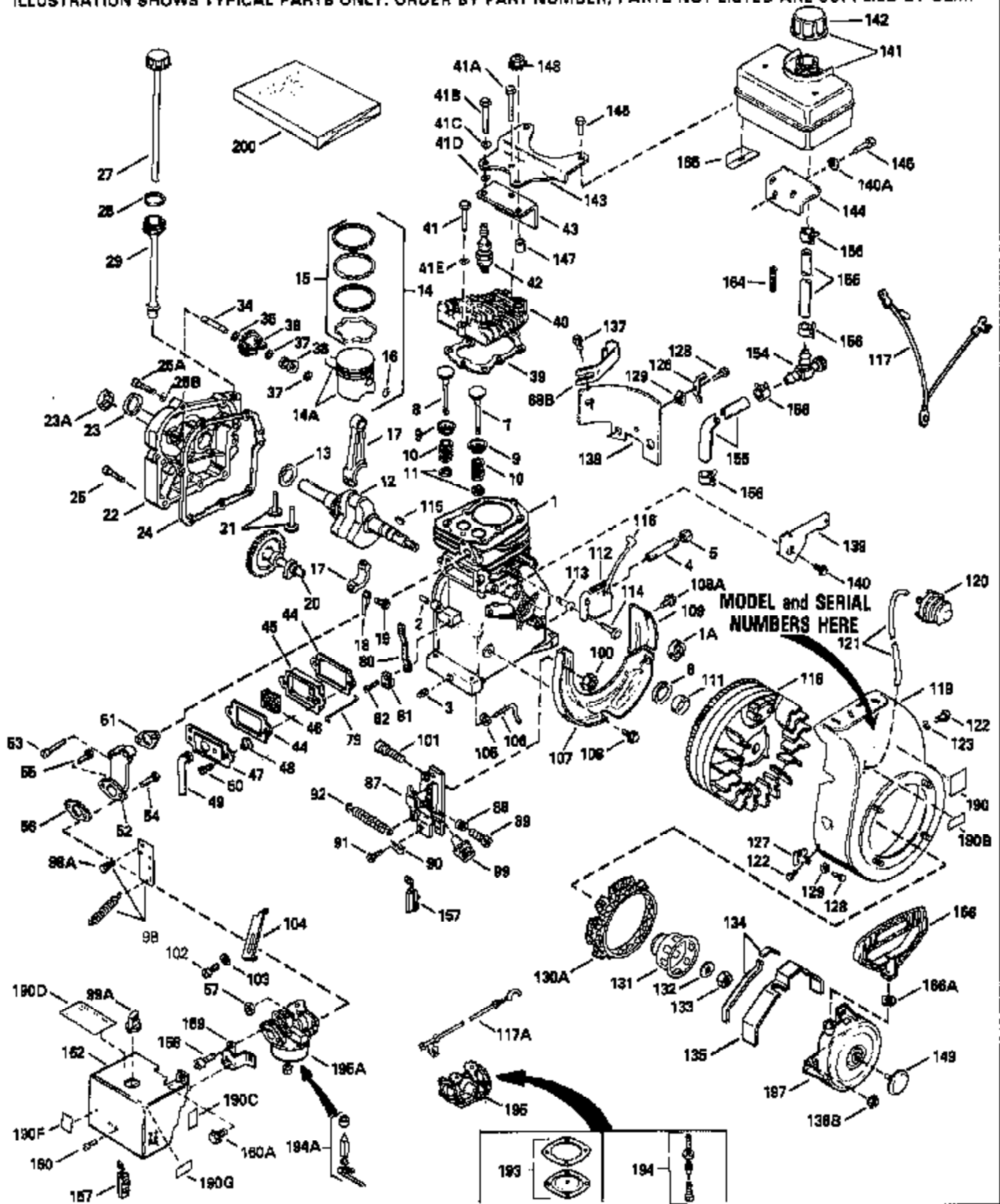


ILLUSTRATION SHOWS TYPICAL PARTS ONLY. ORDER BY PART NUMBER, PARTS NOT LISTED ARE SUPPLIED BY OEM.



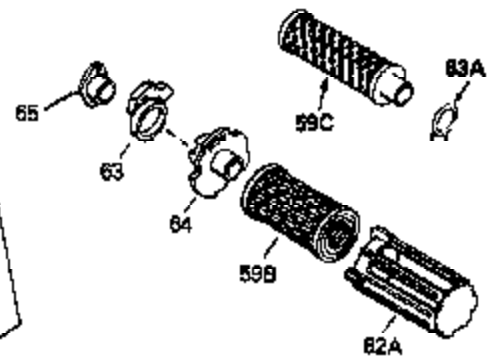
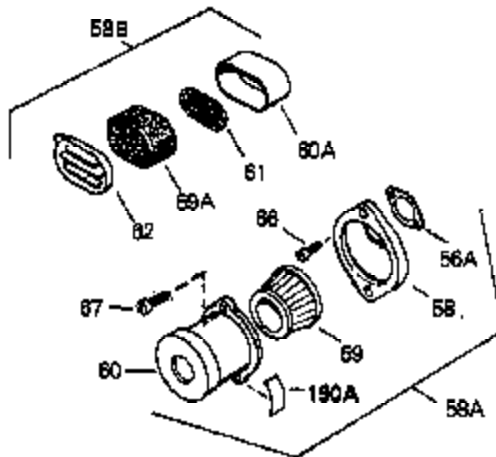
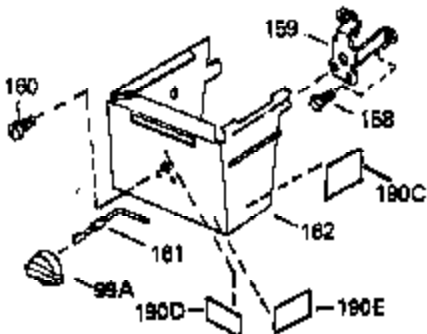
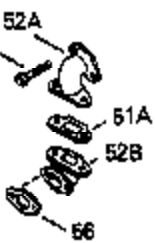
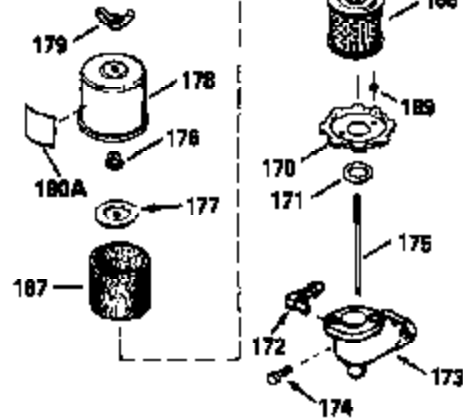
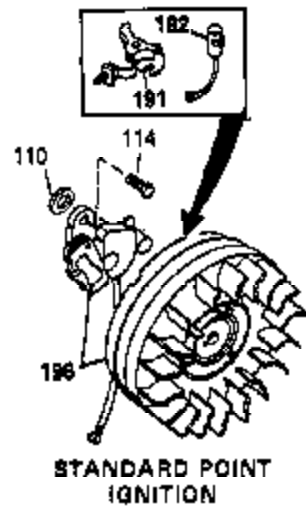
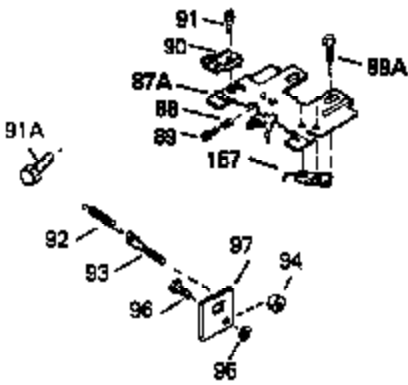
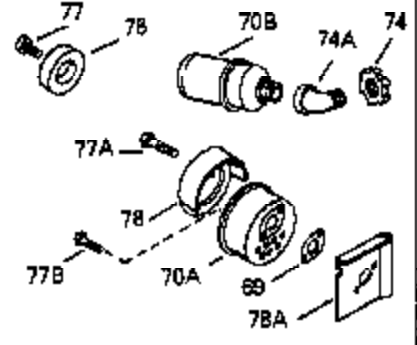
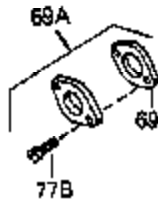
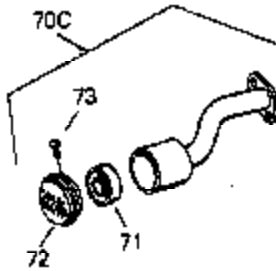
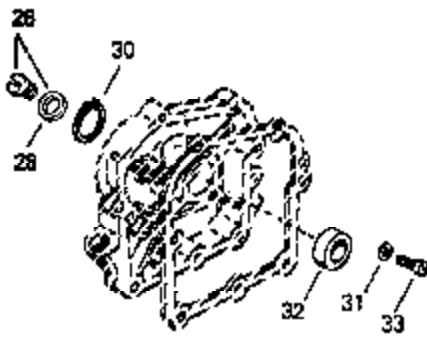
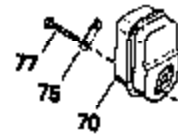
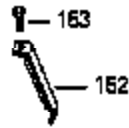
## Engine Parts List #1

| Ref # | Part Number | Qty | Description                                 |
|-------|-------------|-----|---|
| 1     | 34708A      |     | Cylinder (Incl. 2, 3 & 6) (2-1/2" Bore)     |
| 2     | 26727       |     | Pin, Dowel                                  |
| 3     | 27642       |     | Pipe plug, 1/4-18                           |
| 6     | 32600       |     | Seal, Oil                                   |
| 7     | 29314B      |     | Intake Valve (Std.) (Incl. 11)              |
| 7     | 29315C      |     | Intake Valve (1/32" OS) (Incl. 11)          |
| 8     | 29313C      |     | Exhaust Valve (Std.) (Incl. 11)             |
| 8     | 29315C      |     | Exhaust Valve (1/32" OS) (Incl. 11)         |
| 9     | 31671       |     | Valve Spring Cap (Used in early production) |
| 10    | 31672       |     | Spring, Valve                               |
| 11    | 31673       |     | Valve Spring Cap                            |
| 12    | 34721       |     | Crankshaft                                  |
| 14A   | 32538B      |     | Piston & Pin Ass'y.(Std.)(2-1/2")(Incl. 16) |
| 14A   | 32548B      |     | Piston & Pin Ass'y. (.010" OS) (Incl. 16)   |
| 14A   | 32549B      |     | Piston & Pin Ass'y. (.020" OS) (Incl. 16)   |
| 14    | 34514       |     | Piston, Pin & Ring Set (Std.) (2-1/2" Bore) |
| 14    | 34515       |     | Piston, Pin & Ring Set (.010" OS)           |
| 14    | 34516       |     | Piston, Pin & Ring Set (.020" OS)           |
| 15    | 28986       |     | Ring Set (Std.) (2-1/2" Bore)               |
| 15    | 28987       |     | Ring Set (.010" OS)                         |
| 15    | 28988       |     | Ring Set (.020" OS)                         |
| 16    | 20381       |     | Ring, Piston retaining                      |
| 17    | 30963B      |     | Rod Assy., Connecting (Incl. 19)            |
| 18    | 28594       |     | Dipper, Oil                                 |
| 19    | 32610A      |     | Bolt, Connecting rod                        |
| 20    | 33149A      |     | Camshaft                                    |
| 21    | 27241       |     | Lifter, Valve                               |
| 22    | 35863       |     | Cover, Cylinder (Incl. 23, 26, 28 & 34)     |
| 23    | 26208       |     | Seal, Oil                                   |
| 24    | 27677A      |     | * Gasket, Cylinder cover                    |
| 25    | 650488      |     | Screw, 1/4-20 x 1-1/4"                      |
| 28    | 29673       |     | * Gasket, Oil fill plug                     |
| 34    | 30574       |     | Shaft, Mechanical governor                  |
| 35    | 35479       |     | Washer, Flat                                |
| 36    | 30591       |     | Gear Assy., Governor (Incl. 35)             |
| 37    | 29193       |     | Ring, Retaining                             |
| 38    | 30588A      |     | Spool, Governor                             |
| 39    | 29953C      |     | * Gasket, Cylinder head                     |
| 40    | 30579A      |     | Head, Cylinder (Incl. 41A)                  |
| 41A   | 650694A     |     | Screw, 5/16-18 x 2" (Use as required)       |
| 41    | 650695A     |     | Screw, 5/16-18 x 2-1/4" (Use as required)   |
| 41    | 6021A       |     | Screw, 5/16-18 x 1-1/2" (Use as required)   |
| 41    | 650865      |     | Screw, 5/16-18 x 2" (Use as required)       |
| 42    | 34251       |     | Plug, Spark, Resistor (RJ17LM)              |
| 43    | 32664       |     | Baffle, Heat                                |
| 44    | 31619A      |     | * Gasket, Breather (One required)           |
| 45    | 31337       |     | Breather Assy. (Incl. 44 & 46)              |
| 46    | 31410       |     | Element, Breather                           |
| 50    | 650128      |     | Screw, 10-24 x 1/2"                         |
| 51    | 32649A      |     | * Gasket, Intake to cylinder                |
| 52    | 34597       |     | Pipe, Intake                                |
| 54    | 650451      |     | Screw, 1/4-20 x 1"                          |
| 55    | 6201        |     | Screw, 1/4-28 x 7/8"                        |
| 56    | 31688A      |     | * Gasket, Carburetor-to-intake              |
| 57    | 29752       |     | Nut & Lockwasher Assy., 1/4-28              |
| 79    | 31341       |     | Link, Throttle                              |
| 80    | 31336       |     | Lever, Governor                             |
| 81    | 31335       |     | Clamp, Governor lever                       |

## Engine Parts List #1

| Ref # | Part Number | Qty | Description   |
|-------|-------------|-----|---|
| 82    | 650548      |     | Screw, 8-32 x 5/16"   |
| 92    | 30342       |     | Spring, Extension   |
| 98    | 33857       |     | Spring Assy., Extension (Incl. 98A)   |
| 100   | 30322       |     | Locknut, 8-32 (Use as required)   |
| 101   | 650139      |     | Screw, 8-32 x 1/2" (Use as required)  |
| 101   | 650152      |     | Screw, 8-32 x 3/8" (Use as required)  |
| 101   | 30200       |     | Screw, 10-24 x 9/16" (Use as required )   |
| 105   | 28277       |     | Washer, Flat  |
| 106   | 31334       |     | Rod, Governor   |
| 107   | 33342       |     | Baffle, Blower housing  |
| 108A  | 650701      |     | Screw, 8-18 x 7/16"   |
| 108   | 650561      |     | Screw, 1/4-20 x 5/8"  |
| 109   | 33341       |     | Baffle, Extension   |
| 111   | 34080       |     | Spacer, Flywheel key  |
| 112   | 34443A      |     | Solid State Ass'y.  |
| 113   | 650872      |     | Stud, Solid State mounting  |
| 114   | 650814      |     | Screw, Torx T-15, 10-24 x 1"  |
| 115   | 610961      |     | Flywheel key  |
| 116   | 610118      |     | Cover, Spark plug (Use as required)   |
| 117   | 35349       |     | Ground Wire Ass'y.  |
| 118   | 611080      |     | Flywheel  |
| 119   | 33663C      |     | Housing, Blower NOTE: In original production, the starter may be riveted to the blower housing. If the starter or blower housing needs replacement, the other may need holes used for pop riveting enlarged to use standard mounting hardware. Order 4 nuts (#29752) required to mount starter to replacement |
| 122   | 29212       |     | Screw, 1/4-28 x 7/16"   |
| 123   | 650168      |     | Washer  |
| 126   | 33356       |     | Terminal, Ground  |
| 128   | 650760      |     | Screw, 8-32 x 3/8"  |
| 129   | 28545       |     | Grommet   |
| 131   | 34694       |     | Cup, Starter  |
| 132   | 650815      |     | Washer, Belleville  |
| 133   | 650816      |     | Nut, Flywheel   |
| 137   | 650128      |     | Screw, 10-24 x 1/2"   |
| 138   | 29745       |     | Extension, Blower housing   |
| 141   | 32660A      |     | Fuel Tank (Incl. 142 & 156)   |
| 142   | 33032       |     | Cap, Fuel filler (Use as required)  |
| 142   | 410144B     |     | Cap, Fuel filler (Std.) (Use as required)   |
| 143   | 32661       |     | Fuel Tank Bracket   |
| 145   | 650751      |     | Screw, 1/4-20 x 7/16"   |
| 146   | 650665      |     | Screw, 1/4-15 x 7/8"  |
| 147   | 28212       |     | Spacer, Tank bracket (Not used in all models)   |
| 150   | 650708      |     | Washer, Flat  |
| 155   | 29774       |     | Fuel Line (Braided, 8-1/4") (Use as required)   |
| 155   | 30705       |     | Fuel Line (Braided, 16") (Use as required)  |
| 156   | 26460       |     | Clamp, Fuel line (Use as required)  |
| 157   | 610973      |     | Terminal Ass'y. (Use as required)   |
| 190F  | 34150       |     | Decal, Choke  |
| 190C  | 34346       |     | Decal, Instruction  |
| 194A  | 631021      |     | Inlet Needle Seat & Clip Assy.  |
| 195A  | 632411      |     | Carburetor (Incl. 56) (Refer to Division 5, Section A, page 202 for breakdown)  |
| 197   | 590420A     |     | Starter, Rewind (Refer to Division 5, Section C, page 25 for breakdown)   |
| 200   | 33233A      |     | * Gasket Set (Incl. items marked *)   |

ILLUSTRATION SHOWS TYPICAL PARTS ONLY. ORDER BY PART NUMBER, PARTS NOT LISTED ARE SUPPLIED BY OEM.



## Engine Parts List #2

| Ref # | Part Number | Qty | Description   |
|-------|-------------|-----|---|
| 1     | 34708A      |     | Cylinder (Incl. 2, 3 & 6) (2-1/2" Bor e)  |
| 26    | 27625       |     | Plug, Oil fill (Incl. 28)   |
| 28    | 29673       |     | * Gasket, Oil fill plug   |
| 54    | 650451      |     | Screw, 1/4-20 x 1"  |
| 56A   | 27272A      |     | * Gasket, Carburetor to air cleaner   |
| 56    | 31688A      |     | * Gasket, Carburetor-to-intake  |
| 58A   | 730127      |     | Air Cleaner Ass'y. (Incl.56A, 58, 59, 60, 66, 67 & 170) (Use as required)                 |
| 58A   | 730164      |     | Air Cleaner Ass'y. (Incl. 56A, 58, 59, 60, 66, 67 & 170A) (Use as required)               |
| 58B   | 31545       |     | Air Cleaner Ass'y. (Incl. 56A, 59A, 60A, 61 & 62) (Use as required)                       |
| 59    | 30727       |     | Element, Air cleaner  |
| 60    | 31715       |     | Body, Air cleaner   |
| 66    | 28820       |     | Screw, 10-32 x 1/2"   |
| 67    | 650152      |     | Screw, 8-32 x 3/8"  |
| 69    | 30081A      |     | * Gasket, Muffler   |
| 69A   | 730162      |     | Kit, Exhaust adapter (Incl. 69 & 77B) (Use as required) (Not for use on PTO side exhaust) |
| 80    | 31336       |     | Lever, Governor   |
| 81    | 31335       |     | Clamp, Governor lever   |
| 82    | 650548      |     | Screw, 8-32 x 5/16"   |
| 92    | 30342       |     | Spring, Extension   |
| 93    | 30845A      |     | Bolt, Governor spring adjusting   |
| 94    | 33450       |     | Nut, 10-32 lock   |
| 95    | 650518      |     | Lockwasher  |
| 96    | 30200       |     | Screw, 10-24 x 9/16"  |
| 97    | 30846       |     | Bracket, Governor adjusting bolt  |
| 114   | 650814      |     | Screw, Torx T-15, 10-24 x 1"  |
| 150   | 650708      |     | Washer, Flat  |
| 157   | 610973      |     | Terminal Ass'y. (Use as required)   |
| 161   | 34594       |     | Rod, Choke  |
| 190C  | 34346       |     | Decal, Instruction  |

ILLUSTRATION SHOWS TYPICAL PARTS ONLY. ORDER BY PART NUMBER. PARTS NOT LISTED ARE SUPPLIED BY OEM.

MODEL and SERIAL NUMBERS HERE

OPTIONAL 110 - 120 VOLT  
STARTER MOTOR KIT

STARTER MUFF KIT  
(OPTIONAL)

163C

163A

163B

88

88C

88A

| Ref # | Part Number | Qty | Description   |
|-------|-------------|-----|---|
|       | 1 34708A    |     | Cylinder (Incl. 2, 3 & 6) (2-1/2" Bore)   |
|       | 41 650695A  |     | Screw, 5/16-18 x 2-1/4" (Use as required)   |
|       | 41 6021A    |     | Screw, 5/16-18 x 1-1/2" (Use as required)   |
|       | 41 650865   |     | Screw, 5/16-18 x 2" (Use as required)   |
|       | 111 34080   |     | Spacer, Flywheel key  |
|       | 112 34443A  |     | Solid State Ass'y.  |
|       | 113 650872  |     | Stud, Solid State mounting  |
|       | 114 650814  |     | Screw, Torx T-15, 10-24 x 1"  |
|       | 116 610118  |     | Cover, Spark plug (Use as required)   |
|       | 118 611080  |     | Flywheel  |
|       | 119 33663C  |     | Housing, Blower NOTE: In original production, the starter may be riveted to the blower housing. If the starter or blower housing needs replacement, the other may need holes used for pop riveting enlarged to use standard mounting hardware. Order 4 nuts (#29752) required to mount starter to replacement |
|       | 122 29212   |     | Screw, 1/4-28 x 7/16"   |
|       | 123 650168  |     | Washer  |
|       | 130 35185   |     | Screen, Starter   |
|       | 136         |     | Rivet, Pop (Can be purchased locally)   |
|       | 150 650708  |     | Washer, Flat  |
|       | 163 730571  |     | Str. Muff Kit (Incl. 163A, 163B, 163C) (Opt.)   |
|       | 163A 32203  |     | Air Cleaner, Starter (Optional)   |
|       | 163C 34870  |     | Decal, Instruction (Optional)   |
|       | 163B 32204  |     | Bracket, Starter air cleaner (Optional)   |
|       | 197 590420A |     | Starter, Rewind (Refer to Division 5, Section C, page 25 for breakdown)   |
|       | 198A 33290D |     | Electric Starter Motor (120 volt) This 120-Volt starter motor kit can be used on those models equipped with electric starter provisions. Refer to Division 5, Section D, Page 16 for breakdown.   |