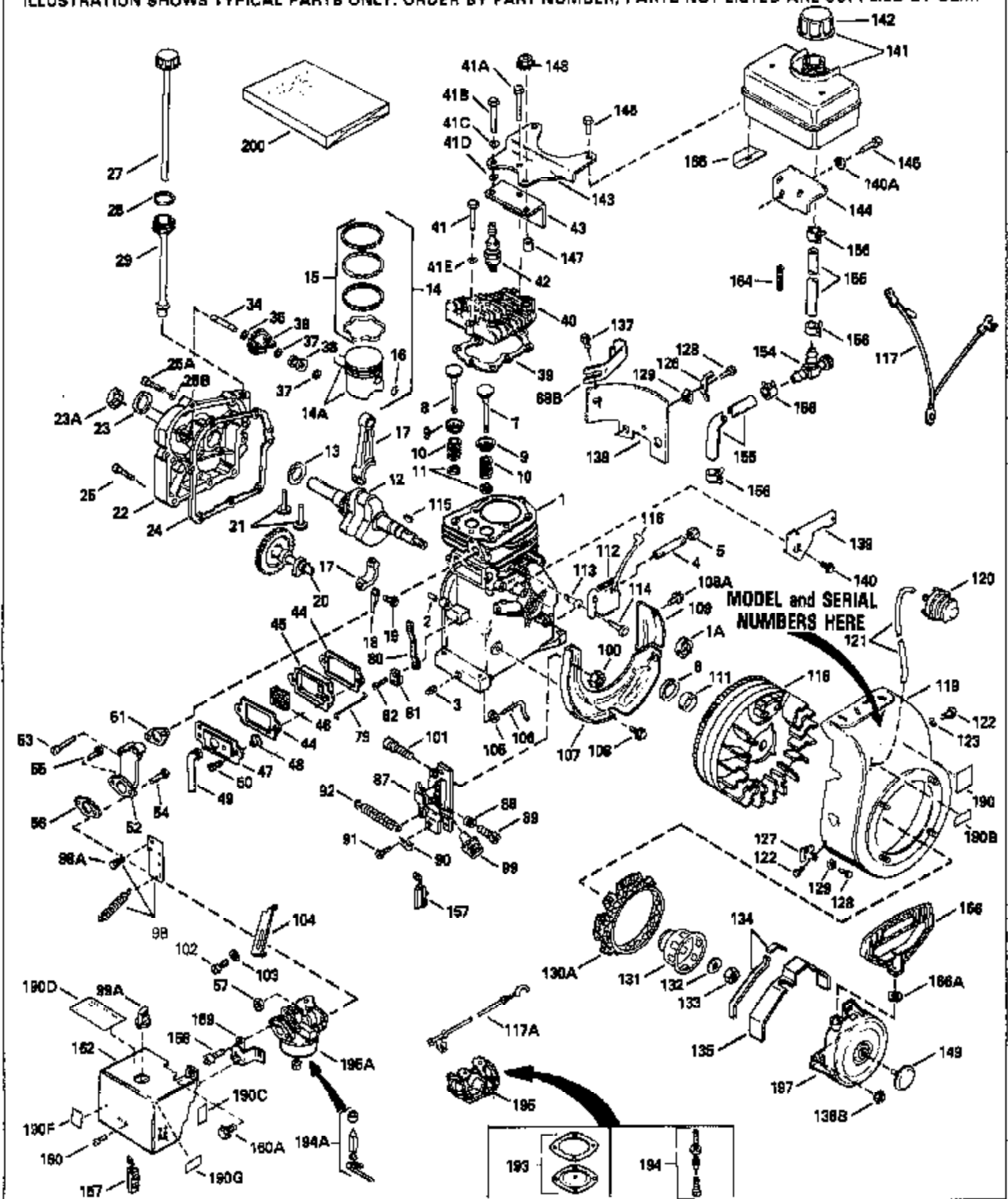


ILLUSTRATION SHOWS TYPICAL PARTS ONLY. ORDER BY PART NUMBER, PARTS NOT LISTED ARE SUPPLIED BY OEM.

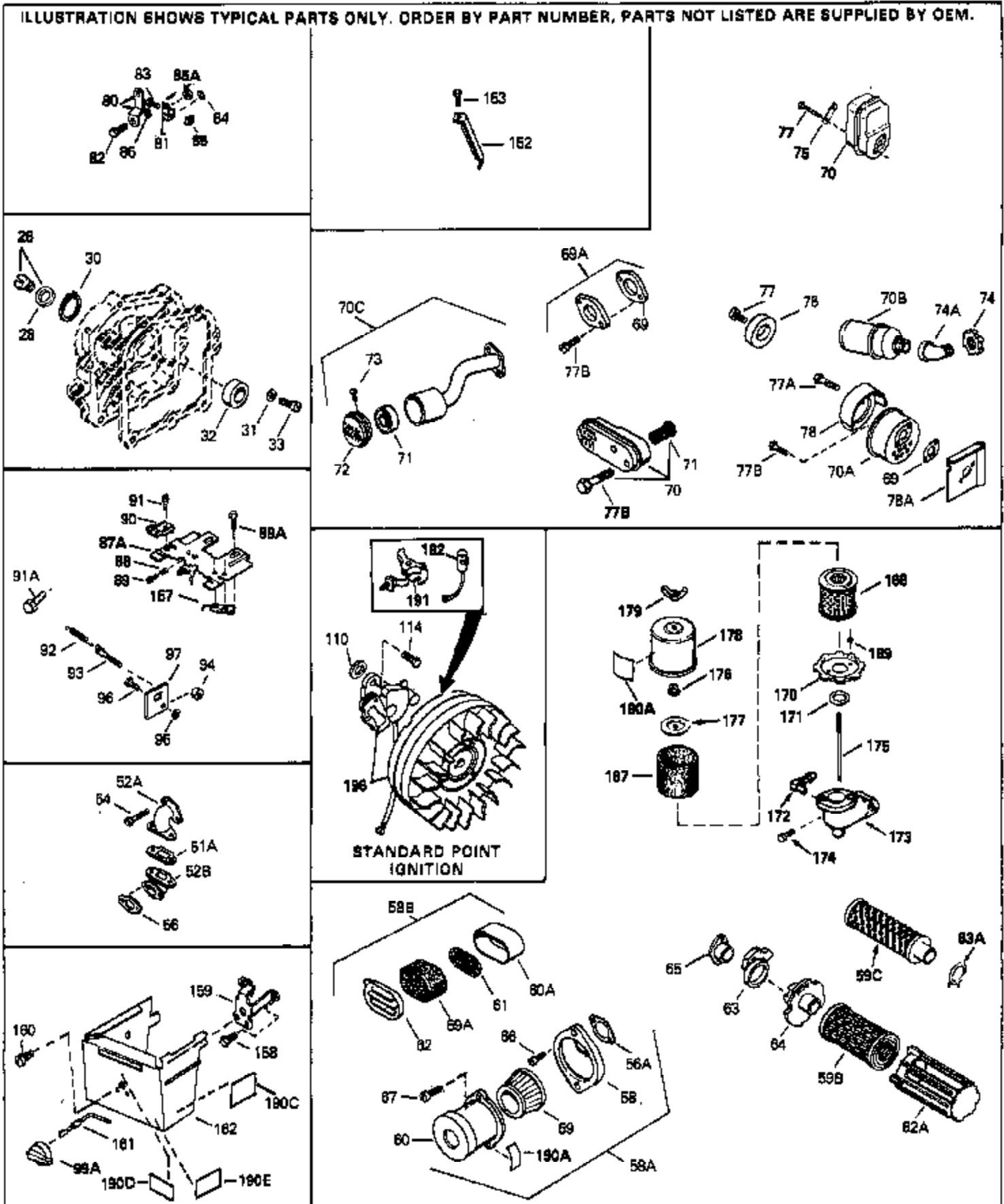


Engine Parts List #1

Ref #	Part Number	Qty	Description
1	34755A		Cylinder (Incl. 2, 3 & 6) (2-1/2" Bore)
2	26727		Pin, Dowel
3	27642		Pipe plug, 1/4-18
6	32600		Seal, Oil
7	29314B		Intake Valve (Std.) (Incl. 11)
7	29315C		Intake Valve (1/32" OS) (Incl. 11)
8	29313C		Exhaust Valve (Std.) (Incl. 11)
8	29315C		Exhaust Valve (1/32" OS) (Incl. 11)
9	31671		Valve Spring Cap (Used in early production)
10	31672		Spring, Valve
11	31673		Valve Spring Cap
12	34730		Crankshaft
14A	32538B		Piston & Pin Ass'y.(Std.)(2-1/2")(Incl. 16)
14A	32548B		Piston & Pin Ass'y. (.010" OS) (Incl. 16)
14A	32549B		Piston & Pin Ass'y. (.020" OS) (Incl. 16)
14	34514		Piston, Pin & Ring Set (Std.) (2-1/2" Bore)
14	34515		Piston, Pin & Ring Set (.010" OS)
14	34516		Piston, Pin & Ring Set (.020" OS)
15	28986		Ring Set (Std.) (2-1/2" Bore)
15	28987		Ring Set (.010" OS)
15	28988		Ring Set (.020" OS)
16	20381		Ring, Piston retaining
17	30963B		Rod Assy., Connecting (Incl. 19)
18	28594		Dipper, Oil
19	32610A		Bolt, Connecting rod
20	33149A		Camshaft
21	27241		Lifter, Valve
22	35863		Cover, Cylinder (Incl. 23, 26, 28 & 34)
23	26208		Seal, Oil
24	27677A		* Gasket, Cylinder cover
25	650488		Screw, 1/4-20 x 1-1/4"
28	29673		* Gasket, Oil fill plug
34	30574		Shaft, Mechanical governor
35	35479		Washer, Flat
36	30591		Gear Assy., Governor (Incl. 35)
37	29193		Ring, Retaining
38	30588A		Spool, Governor
39	29953C		* Gasket, Cylinder head
40	30579A		Head, Cylinder (Incl. 41A)
41A	650694A		Screw, 5/16-18 x 2" (Use as required)
41	650695A		Screw, 5/16-18 x 2-1/4" (Use as required)
41	6021A		Screw, 5/16-18 x 1-1/2" (Use as required)
41	650865		Screw, 5/16-18 x 2" (Use as required)
42	33636		Resistor Spark Plug (J-8C)
43	33344		Baffle, Heat
44	31619A		* Gasket, Breather (One required)
45	31337		Breather Assy. (Incl. 44 & 46)
46	31410		Element, Breather
50	650128		Screw, 10-24 x 1/2"
51	26754A		* Gasket, Intake to cylinder
52	28416A		Pipe, Intake (Incl. 54)
53	650664		Screw, 1/4-20 x 1-19/32"
54	650840		Screw, 1/4-20 x 1-7/32"
55	6201		Screw, 1/4-28 x 7/8"
56	26756		* Gasket, Carburetor to intake
57	29752		Nut & Lockwasher Assy., 1/4-28
79	31858		Link, Throttle
80	31510		Lever, Governor

Ref #	Part Number	Qty	Description
81	31335		Clamp, Governor lever
82	650548		Screw, 8-32 x 5/16"
87	33879A		Control Bracket (Incl. 88, 89, 100 & 101) NOTE: In original production the speed control assembly is riveted to the blower housing baffle (Ref. #107). Replacement speed control assembly includes screws (Ref. #101) and nuts (Ref. #100) for mounting.
88	31342		Spring, Compression
89	650549		Screw, 5-40 x 7/16"
90	27793		Clip, Conduit
91	28942		Screw, 10-32 x 3/8"
92	31426		Spring, Extension
98	33857		Spring Assy., Extension (Incl. 98A)
100	30322		Locknut, 8-32 (Use as required)
101	650139		Screw, 8-32 x 1/2" (Use as required)
101	650152		Screw, 8-32 x 3/8" (Use as required)
101	30200		Screw, 10-24 x 9/16" (Use as required)
105	28277		Washer, Flat
106	31334		Rod, Governor
107	33342		Baffle, Blower housing
108	650561		Screw, 1/4-20 x 5/8"
108A	650701		Screw, 8-18 x 7/16"
109	33341		Baffle, Extension
111	34080		Spacer, Flywheel key
112	34443A		Solid State Ass'y.
113	650872		Stud, Solid State mounting
114	650814		Screw, Torx T-15, 10-24 x 1"
115	610961		Flywheel key
116	610118		Cover, Spark plug (Use as required)
117	35182		Ground Wire Ass'y.
118	611080		Flywheel
119	33663C		Housing, Blower NOTE: In original production, the starter may be riveted to the blower housing. If the starter or blower housing needs replacement, the other may need holes used for pop riveting enlarged to use standard mounting hardware. Order 4 nuts (#29752) required to mount starter to replacement.
122	29212		Screw, 1/4-28 x 7/16"
123	650168		Washer
131	34694		Cup, Starter
132	650815		Washer, Belleville
133	650816		Nut, Flywheel
137	650128		Screw, 10-24 x 1/2"
138	29745		Extension, Blower housing
139	34212		Bracket, Hold down
140	30200		Screw, 10-24 x 9/16"
141	34711		Fuel Tank (Incl. 142 & 156)
142	33032		Cap, Fuel filler (Use as required)
142	410144B		Cap, Fuel filler (Std.) (Use as required)
143	28371B		Fuel Tank Bracket
144	34182		Fuel Tank Bracket
145	650561		Screw, 1/4-20 x 5/8"
146	650665		Screw, 1/4-15 x 7/8"
147	28212		Spacer, Tank bracket (Not used in all models)
155	29774		Fuel Line (Braided, 8-1/4") (Use as required)
155	30705		Fuel Line (Braided, 16") (Use as required)
156	26460		Clamp, Fuel line (Use as required)
157	610973		Terminal Ass'y. (Use as required)

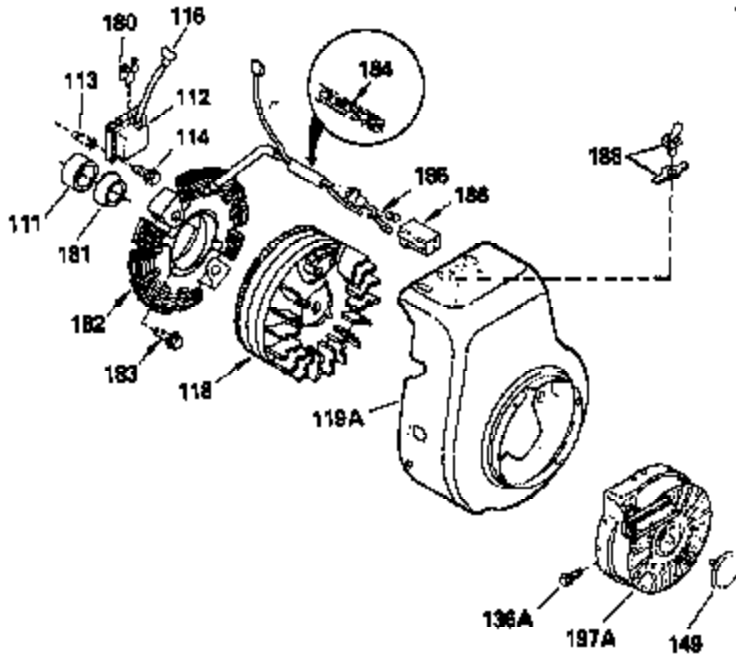
Ref #	Part Number	Qty	Description
190C	34346		Decal, Instruction
194A	631021		Inlet Needle Seat & Clip Assy.
195A	631921		Carburetor (Incl. 56) (Refer to Division 5, Section A, page 138 for breakdown)
197	590420		Starter, Rewind In original production, the starter may be riveted to the blowerhousing. If the starter or blower housing needs replacement, the other may need holes used for pop riveting enlarged to use standard mounting hardware. Order 4 nuts (29752) required to mount starter to replacement blower
200	33233A		* Gasket Set (Incl. items marked *)



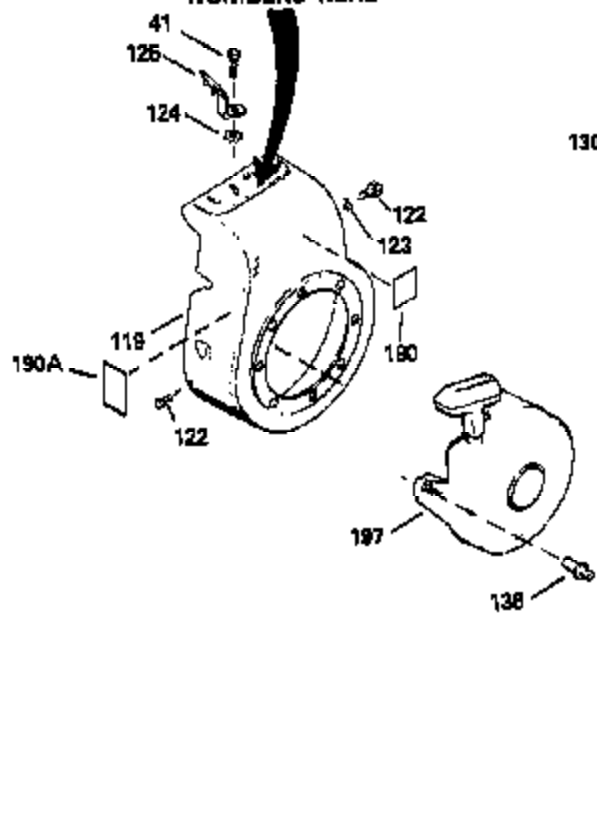
Engine Parts List #2

Ref #	Part Number	Qty	Description
1	34755A		Cylinder (Incl. 2, 3 & 6) (2-1/2" Bor e)
26	27625		Plug, Oil fill (Incl. 28)
28	29673		* Gasket, Oil fill plug
54	650840		Screw, 1/4-20 x 1-7/32"
56	26756		* Gasket, Carburetor to intake
56A	27272A		* Gasket, Carburetor to air cleaner
58	31691		Bracket, Air cleaner
58B	31545		Air Cleaner Ass'y. (Incl. 56A, 59A, 60A, 61 & 62) (Use as required)
58A	730127		Air Cleaner Ass'y. (Incl. 56A, 58, 59, 60, 66, 67 & 170) (Use as required)
58A	730164		Air Cleaner Ass'y. (Incl. 56A, 58, 59, 60, 66, 67 & 170A) (Use as required)
59	30727		Element, Air cleaner
60	31715		Body, Air cleaner
66	28820		Screw, 10-32 x 1/2"
67	650152		Screw, 8-32 x 3/8"
69A	730162		Kit, Exhaust adapter (Incl. 69 & 77B) (Use as required) (Not for use on PTO side exhaust)
70	391017		Muffler (Incl. 77B)
75	33753		Plate, Lock
76	34422		Deflector, Exhaust
77B	650795		Screw, 1/4-20 x 2-1/4"
77	650760		Screw, 8-32 x 3/8"
80	31510		Lever, Governor
81	31335		Clamp, Governor lever
82	650548		Screw, 8-32 x 5/16"
88	31342		Spring, Compression
89	650549		Screw, 5-40 x 7/16"
90	27793		Clip, Conduit
91	28942		Screw, 10-32 x 3/8"
92	31426		Spring, Extension
114	650814		Screw, Torx T-15, 10-24 x 1"
157	610973		Terminal Ass'y. (Use as required)
161	34594		Rod, Choke
190C	34346		Decal, Instruction

ILLUSTRATION SHOWS TYPICAL PARTS ONLY. ORDER BY PART NUMBER. PARTS NOT LISTED ARE SUPPLIED BY OEM.



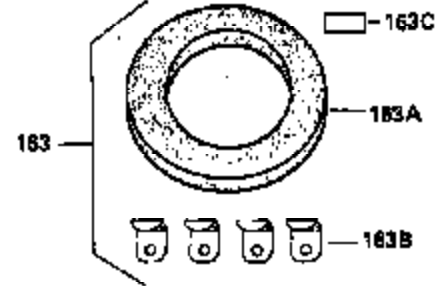
MODEL and SERIAL
NUMBERS HERE



OPTIONAL 110 - 120 VOLT
STARTER MOTOR KIT



STARTER MUFF KIT
(OPTIONAL)



Ref #	Part Number	Qty	Description
	1 34755A		Cylinder (Incl. 2, 3 & 6) (2-1/2" Bore)
	41 650695A		Screw, 5/16-18 x 2-1/4" (Use as required)
	41 6021A		Screw, 5/16-18 x 1-1/2" (Use as required)
	41 650865		Screw, 5/16-18 x 2" (Use as required)
	111 34080		Spacer, Flywheel key
	112 34443A		Solid State Ass'y.
	113 650872		Stud, Solid State mounting
	114 650814		Screw, Torx T-15, 10-24 x 1"
	116 610118		Cover, Spark plug (Use as required)
	118 611080		Flywheel
	119 33663C		Housing, Blower NOTE: In original production, the starter may be riveted to the blower housing. If the starter or blower housing needs replacement, the other may need holes used for pop riveting enlarged to use standard mounting hardware. Order 4 nuts (#29752) required to mount starter to replacement
	122 29212		Screw, 1/4-28 x 7/16"
	123 650168		Washer
	130 35185		Screen, Starter
	136		Rivet, Pop (Can be purchased locally)
	163C 34870		Decal, Instruction (Optional)
	163B 32204		Bracket, Starter air cleaner (Optional)
	163 730571		Str. Muff Kit (Incl. 163A, 163B, 163C) (Opt.)
	163A 32203		Air Cleaner, Starter (Optional)
	197 590420		Starter, Rewind In original production, the starter may be riveted to the blower housing. If the starter or blower housing needs replacement, the other may need holes used for pop riveting enlarged to use standard mounting hardware. Order 4 nuts (29752) required to mount starter to replacement blower
	198A 33290D		Electric Starter Motor (120 volt) This 120-Volt starter motor kit can be used on those models equipped with electric starter provisions. Refer to Division 5, Section D, Page 16 for breakdown.