



MAP NUMBER  
**879-012457**

**\* MAP IS FOR PLACEMENT ONLY, IT IS NOT A SUBSTITUTE FOR BOM**

777D09646  
Center Along Top Of Curve  
Inlay On Back Of Seat



777X42179  
On Bottom Rear  
Of Seat Centered



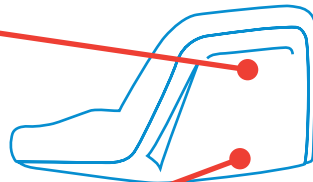
777I22459  
PLACE ON DASH INLAY  
ALIGN WITH HOUR METER



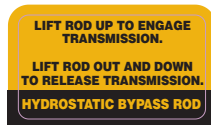
777I22679  
Place on Fender  
As Shown



**877S30048**

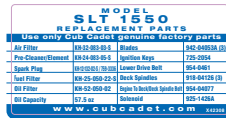


777I22240  
UPPER RIGHT SIDE  
REAR HITCH PLATE




"B.J." LABEL (MODEL PLATE)  
UNDER SEAT PLATE

777X42308  
UNDER HOOD



Under Seat On Fender Vis-  
ible With Seat Lowered To  
The Left Of 777X42179  
EMISSIONS LABEL  
FROM BJ LABEL



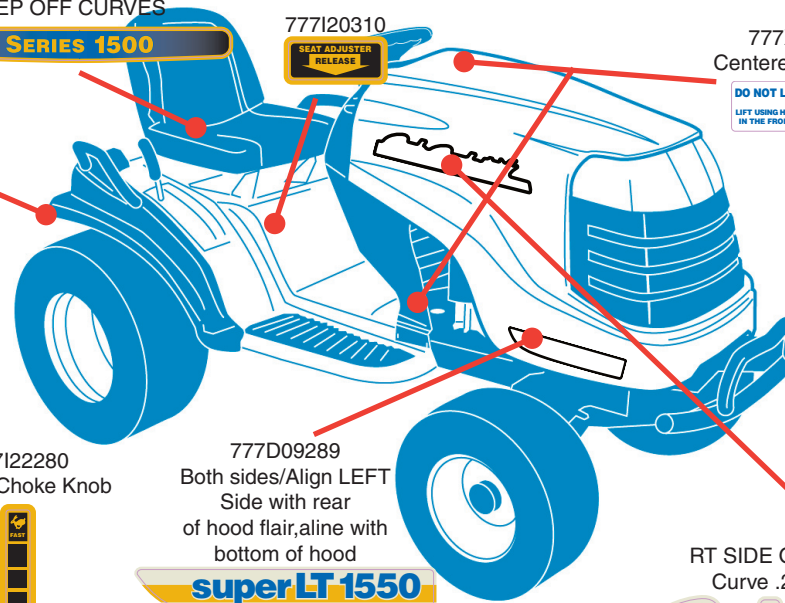
777S32484  
Place On Transmission Inlay



777D08309  
CENTERED ON REAR FENDER  
KEEP OFF CURVES



777I20310  
SEAT ADJUSTER  
RELEASE



777D09289  
Both sides/Align LEFT  
Side with rear  
of hood flair,aline with  
bottom of hood

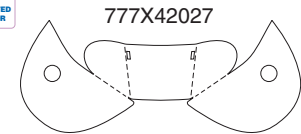


777D09288  
Both sides/Align Left  
Side with rear  
of hood flair,aline with  
bottom of hood



777X42036  
Centered On Hood

DO NOT LIFT HOOD HERE  
LIFT USING HOOD LATCH LOCATED  
IN THE FRONT OF THE TRACTOR



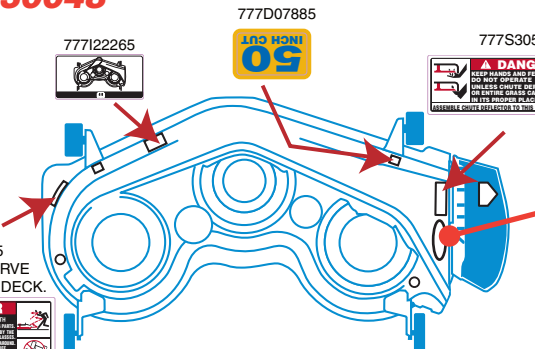
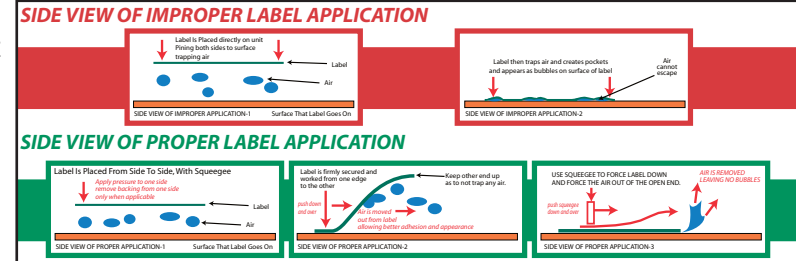
777X42072  
Place Over The Rib  
Under Grille



777D09638  
RT SIDE OF HOOD. Place label .5" from  
Curve .25" From REAR of the hood.



777D09639  
LT SIDE OF HOOD. Place label .5" from  
Curve .25" From REAR of the hood.



777S30015  
KEEP OFF CURVE  
VERTICALLY ON DECK.



**KOHLER LABEL  
ENGINE PROVIDED  
AND APPLIED BY  
MANUFACTURER**

Map Drawn By <b>A.Schaedler</b>	DATE 10/10/05		MTD Products INC. P.O. Box 368022 Cleveland, OH 44136-0015
Map Prepared By <b>C. Ruhf</b>	10/28/05		
Instr. & Safety Prepared By <b>C. Ruhf</b>	10/28/05	MODEL	<b>13AQ11BP756</b>
Contact Approved By <b>A Ference</b>	10/31/05	SHEET	<b>1 of 1</b>