





SERVICE 		8
		97-10-10

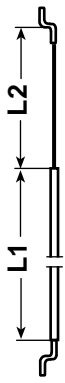
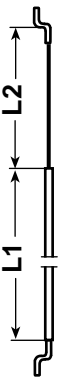
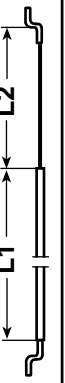

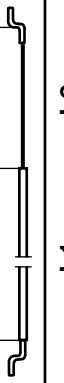

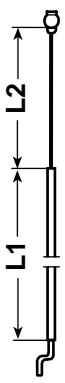
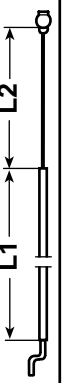

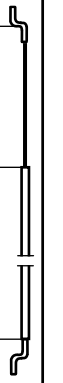



Models 39, 240,245, 250

Throttle cables

Since the number of different throttle cables has become quite large over the years, we have produced a summary of the different variants for the various models. The table makes it possible to identify throttle cables in a number of different ways.

- 1 From the reference number.
- 2 The length of the cover.
- 3 The inner cable protrusion. The inner cable should be pulled hard against the end of the cover. The length of inner cable between the cover end and the nipple is then measured at the other end of the cover. See column: nipples.
- 4 From the serial number.
- 5 The appearance of the nipples.
6. The type of throttle grip, type of cover, etc.

Throttle cables

Model	Ref.no.	L1 sleeve etc.	L2 cable protrusion etc.	Serial no.	Nipples	Remarks
39 R -1988	502 11 82-01	916±1	67±5			Trigger throttle 502 12 18-03.
240/245 R - 1994	502 11 82-01	916±1	67±5			Trigger throttle with throttle lock 502 12 18-03.
240/245 R 1994-	502 27 93-01	895±2	95±1	>4110001		Trigger throttle 502 28 06-01.
245 RX -1994	502 11 82-02	792±1	67±5			Trigger throttle 502 12 18-03.
245 RX 1994-	502 27 93-02	795±2	97±1	>4110001		Trigger throttle 502 28 06-01.
245 RX 1995-	502 28 60-01	700±2	61±1	>5510267		Twist-grip throttle 502 28 37-01. Brown Teflon sleeve.
250 R -1993	502 27 29-01	1000±5	120±1			Trigger throttle 502 28 06-01. The throttle cable runs under the engine. Steel sleeve.
250 R 1994-	502 27 29-06	965±5	162±1			Trigger throttle 502 28 06-01. Steel sleeve on cable replaced by 502 27 93-03.
250 R -1996	502 27 93-03	965±2	152±1	>6520029		Trigger throttle 502 28 06-01. Brown Teflon sleeve.
250 R 1997-	502 27 93-04	640±2	115±1	>7180059		Trigger throttle 502 28 06-01. Brown Teflon sleeve. The cable is threaded through the crankcase.
250 RX 1995-	502 27 29-07	795±5	133±1			Twist-grip throttle 502 28 37-01. Steel sleeve replaced by 502 28 60-03.
250 RX 1996-	502 28 60-03	810±2	116±1	>6450153		Twist-grip throttle 502 28 37-01. Brown Teflon sleeve.
250 RX 1997-	502 28 60-04	840±2	80±1	>7170157		Twist-grip throttle 502 28 37-01. Brown Teflon sleeve. The cable is threaded through the crankcase.