



SERVICE 		3
		X 89.122-26

MODEL: **50 SPECIAL**

FLYWHEEL, CRANKSHAFT

We have introduced a new flywheel and a new crankshaft in order to facilitate repairs and to secure a correct assembly.

This means that the conventional location of a key in a keyway of the crankshaft has been replaced by a cast-in key in the flywheel. This results in a change of the keyway in the crankshaft. (See ill.)

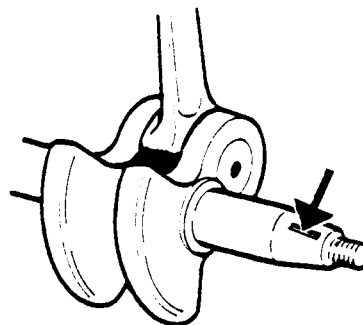
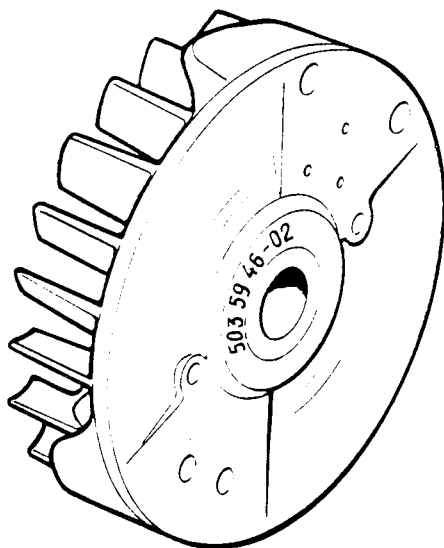
It is not possible to assemble a new flywheel on an older crankshaft and an old flywheel on a new crankshaft.

The new flywheel can only be fitted on the new crankshaft and a separate key cannot be fitted in the keyway of the new crankshaft.

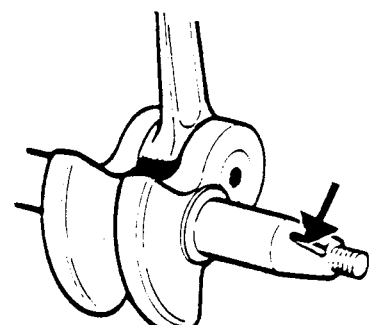
The change is introduced from serial No. 9250856.

New Ref. No.	Description	Excluded Ref. No.	Remark
503 59 46-02	Flywheel compl.	506 03 13-09	1
503 57 38-02	Crankshaft compl.	503 11 21-01	1
503 23 01-01	Washer	735 11 64-50	1
503 22 10-11	Nut	731 23 18-01	

Remark: 1 = Excluded Ref. Nos. remain as a spare part.



506 03 13-09



503 59 46-02