



<b>SERVICE</b> 		<b>7</b> X 88.010-26
---	--	-------------------------

## RIDER 850 - model 1987

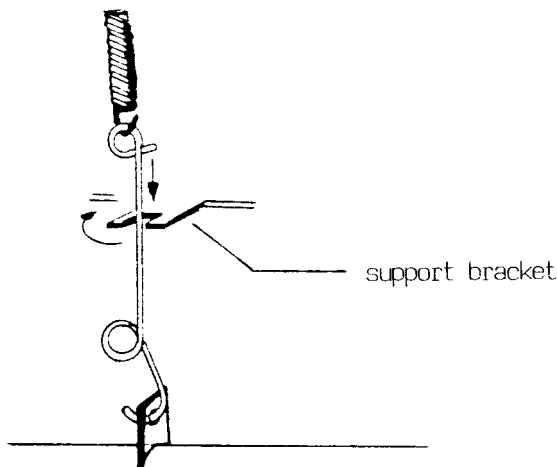
### SUPPORT BRACKET

A for many well-known phenomenon which can happen on broken grounds is that the cutting unit can fall down too low. This occurs if you pass a rise in the lawn or a top and if the support wire (A) does not run in its groove on the bracket. Then when the unit touches flat ground again, the cutting unit will be pushed upwards. The bumper may then press the fender covers up so they break.

On the 1988 models, the support bracket and wire are replaced by rigid steel supports which are welded on the lifting frame. These supports can also be welded on to the 1987 model.

### Do as follows:

Put the front wheels on 30 mm high blocks and let the support rollers of the cutting unit rest against the floor. It should now be 10-15 mm play between the loop on the wire and the old bracket. This extra play secures a better function of the new support brackets. Fit the new supports according to the illustration. Remove them again and grind off the paint on the lifting frame where they are supposed to be welded. Again fit them and weld. Then remove the old support bracket Ref. No. 506 54 71-01, but let the spring and wire remain as before.



Please turn over

