



<b>SERVICE</b>	<b>B0403001</b>
<b>BULLETIN</b>	<b>2004-02</b>

---

Subject: Consumer Z Steering cable connectors

---

Models Affected: 968999219, /CZ4815AA, 968999220/CZ4817KOA  
Consumer Zero Turn Mower, all serial numbers

---

### Service Information:

Some units may have a lower cable connector installed incorrectly. The following pictures will help you determine if the ones you are working on are installed correctly. Please examine all units during setup before delivery




Figure 1 (lower swivel in IZT unit)




Figure 2 (incorrect)




Figure 3 (CORRECT)

Locate the lower swivel where it connects to the IZT power unit underneath the frame (see figure 1). There is one for each side. Remove the hairpin clip and pull the swivel straight out. The protruding pin should be on the lower end of the block (see arrow in figure THREE) and completely bottomed out. The swivel has a counter-bore on the topside, which should slide onto the cable first. The swivel must then be threaded all the way up until the counter-bore bottoms out. Figure 2 shows an incorrectly installed swivel (notice the difference in pin position and amount of threads showing from figure two to figure three). If your unit has the swivel installed correctly reassemble the swivel and put the hairpin back in place. If your cable swivel is installed incorrectly please refer to bulletin 0303022. which covers all aspects of cable adjustment.