

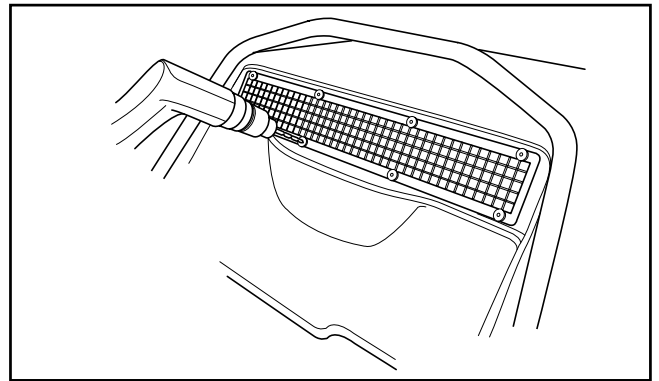
## **SB, Rider ProFlex 21, Repair kit for engine hood, 2001-06**

In certain situations it can happen that the fan grille on the engine can come in contact with the engine hood, which results in damage to the engine hood.

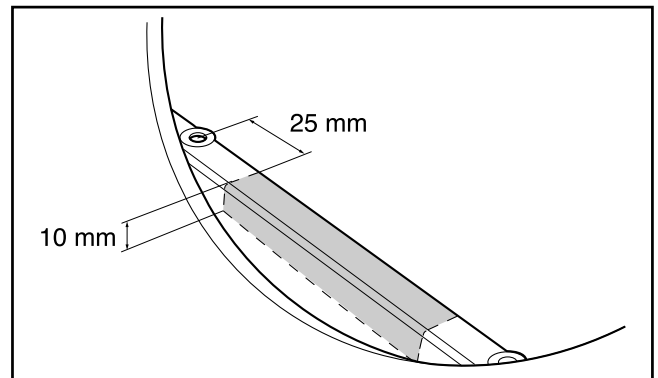
In order to rectify this problem a repair kit has been developed. The kit is now in stock and can be ordered by quoting part number 535 41 76-01.

The following instructions are enclosed with the repair kit.

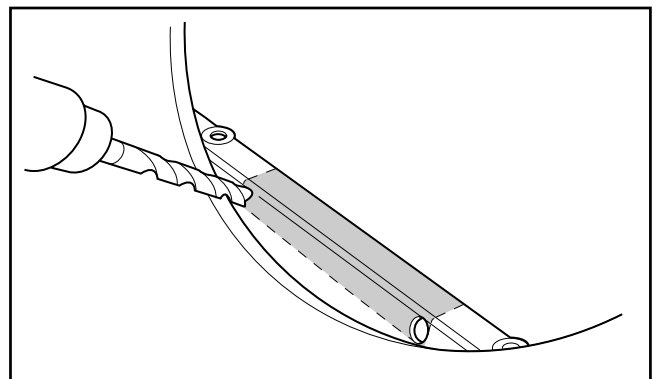
1. Drill out the pop rivets and remove the grille.




2. Measure and mark out the section to be removed.



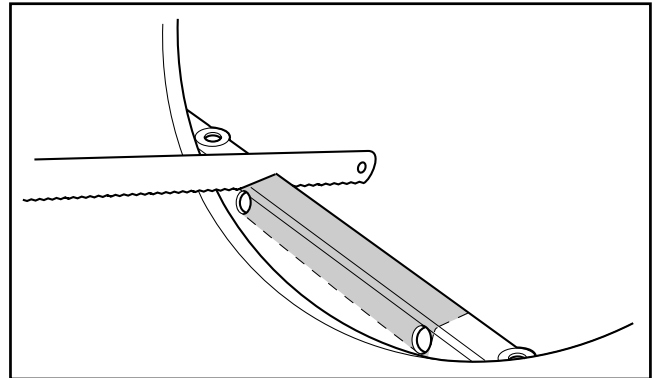
3. Drill holes in each corner.





English 2 (2)

4. Cut out along the marks.



5. Rivet the grille back in place together with the enclosed cover.

