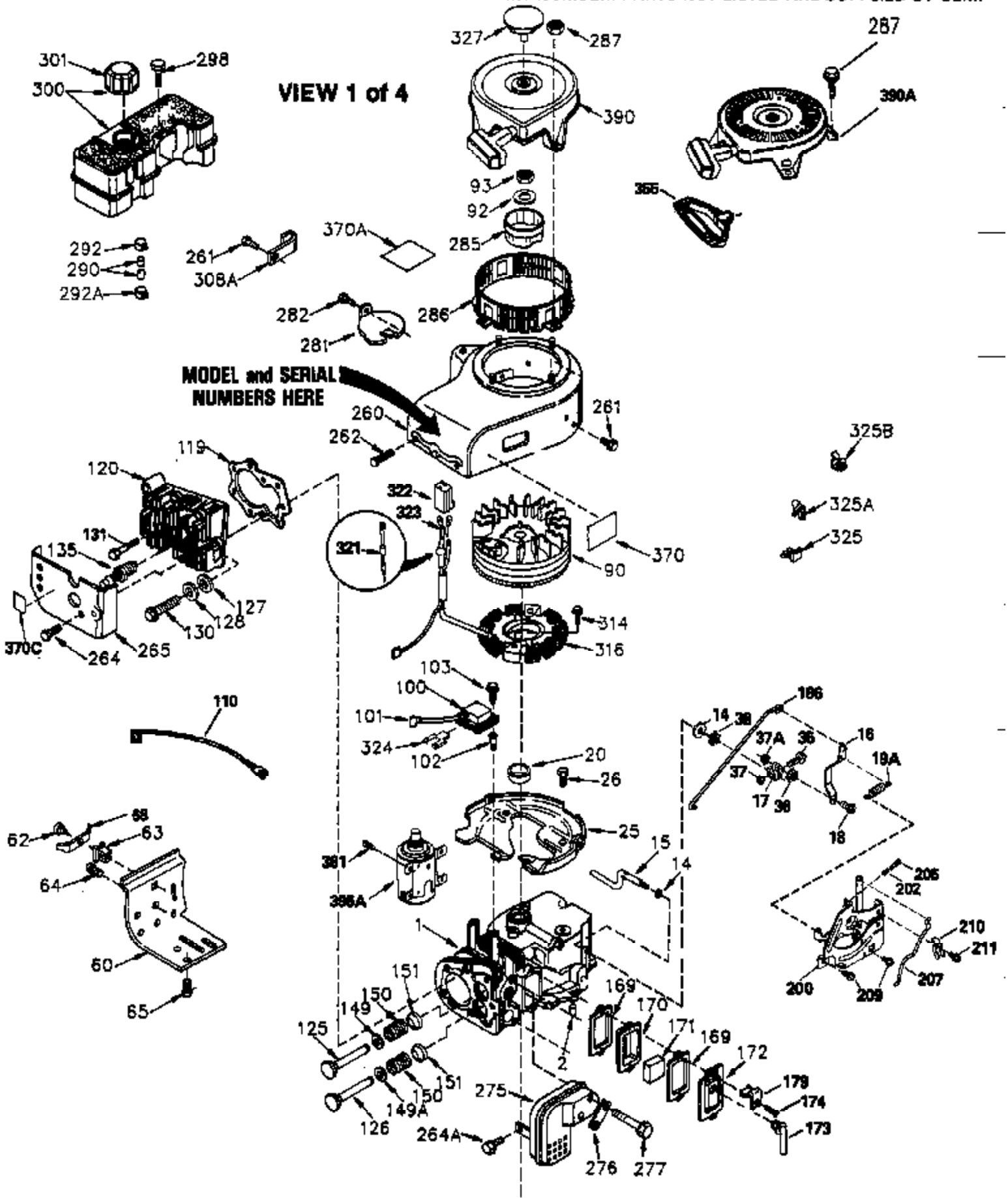


ILLUSTRATION SHOWS TYPICAL PARTS ONLY. ORDER BY PART NUMBER. PARTS NOT LISTED ARE SUPPLIED BY OEM.

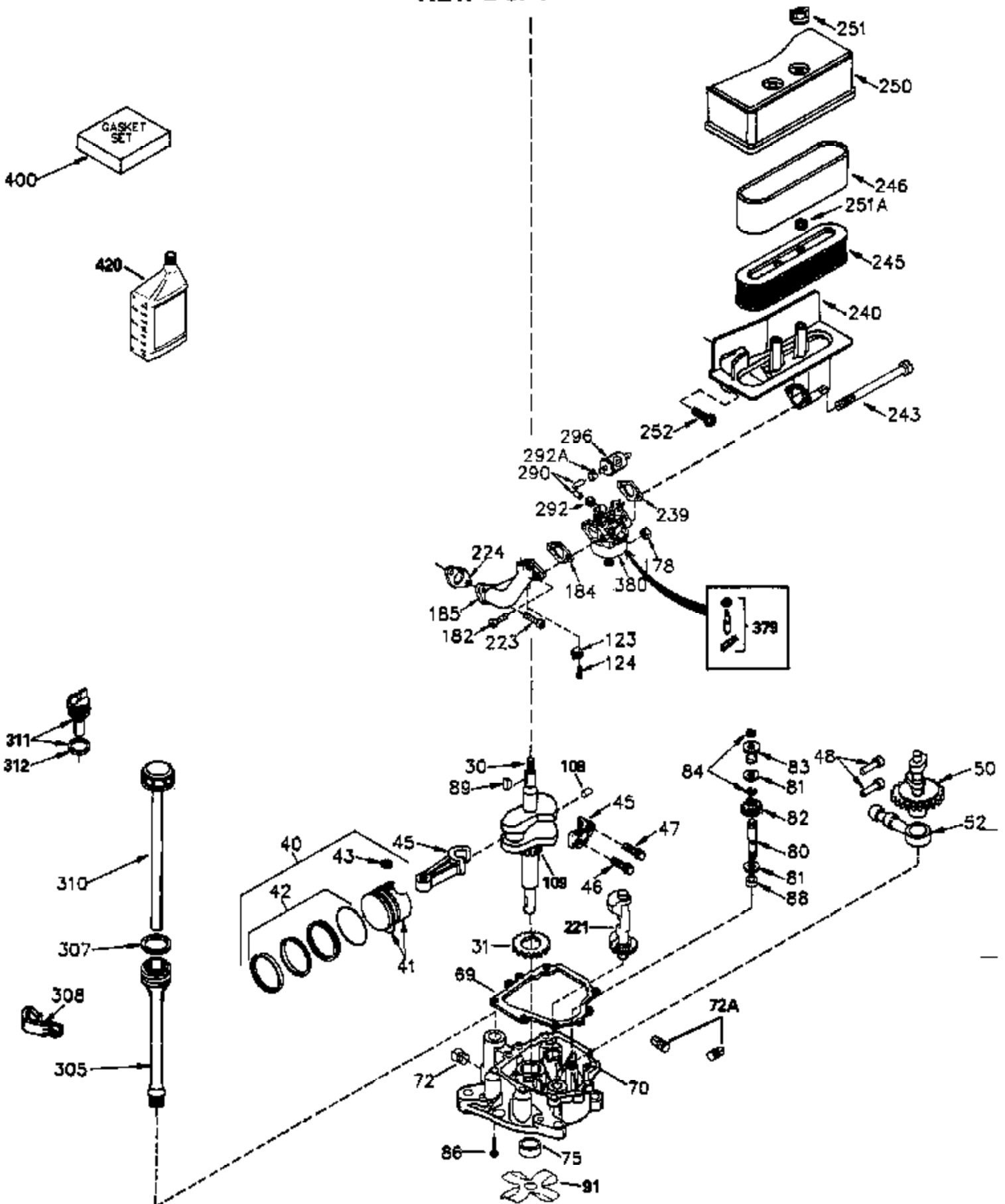


Ref #	Part Number	Qty	Description
	2 27652		Dowel Pin
	14 28277		Washer
	15 35082		Governor Rod
	16 32651		Governor Lever
	17 29916		Governor Lever Clamp
	18 650548		Screw, 8-32 x 5/16"
	19A 35203		Extension Spring
	20 35319		Oil Seal
	25 35326		Blower Housing Baffle
	26 650561		Screw, 1/4-20 x 5/8"
	28 30322		Lock Nut, 8-32
	35 29826		Screw, 10-32 x 3/4"
	36 29918		Lock Washer
	37 29216		Lock Nut, 10-32
	38 29642		Retaining Ring
	51 35747A		Counterbalance Weight
	60 33273A		Blower Housing Extension
	64 30063		Screw, Torx T-30, 1/4-20 x 1/2"
	65 650128		Screw, 10-24 x 1/2"
	90 611093		Flywheel (3 amp w/ring gear)
	92 650880		Lock Washer
	93 650881		Flywheel Nut, 5/8-18
	100 35135		Solid State Ignition
	101 610118		Spark Plug Cover (use as required)
	102 650872		Solid State Mounting Stud
	103 650814		Screw, Torx T-15, 10-24 x 1"
	110 35182		Ground Wire
	119 34041A		* Cylinder Head Gasket
	120 34030A		Cylinder Head
	125 27878A		Exhaust Valve (Std.) (Incl. 151)
	125 27880A		Exhaust Valve (1/32" OS) (Incl. 151)
	126 34035		Intake Valve (Std.) (Incl. 151)
	126 34036		Intake Valve (1/32" OS) (Incl. 151)
	127 650691		Washer (Do not use with 6021A screw)
	128 650690		Belleville Washer
	130 650694A		Screw, 5/16-18 x 2"
	131 6021A		Screw, 5/16-18 x 1-1/2" (Do not use w /650691)
	135 33636		Resistor Spark Plug (RJ17LM)
	149 27882		Valve Spring Cap (Exhaust)
	149A 35862		Valve Spring Cap (Intake)
	150 27881		Valve Spring
	151 32581		Valve Spring Keeper
	169 27896A		* Valve Cover Gasket
	170 28423		Breather Body
	171 28424		Breather Element
	172 28425		Valve Cover
	173 35350		Breather Tube
	174 650128		Screw, 10-24 x 1/2"
	186 33860		Governor Link
	200 35201		Control Bracket
	202 33802		Compression Spring
	205 650777		Screw, 6-32 x 21/32"
	209 30200		Screw, 10-24 x 9/16"
	210 27793		Conduit Clip
	211 28942		Screw, 10-32 x 3/8"
	238 650834		Screw, 10-32 x 1-17/32"
	245A 35404		Air Cleaner Filter

Ref #	Part Number	Qty	Description
260	35795A		Blower Housing (for electric starter) NOTE: Replacement hardware may differ when servicing starter assy. or blower housing. Refer to Service Bulletin 508.
261	650788		Screw, 5/16-18 x 3/4"
262	29747B		Screw, Torx T-40, 5/16-24 x 21/32"
264A	650738		Screw, 1/4-20 x 5/8"
264	650802		Screw, 1/4-20 x 5/8"
265	33272B		Cylinder Head Cover
275	34185A		Muffler
276	31588		Locking Plate
277	650729		Screw, 5/16-18 x 3-3/16"
286	35792		Debris Screen
287	650936		Screw, 10-32 x 13/32"
290	30705		Fuel Line (braided 16") (40cm)
292	26460		Fuel Line Clamp
298	28763		Screw, 10-32 x 35/64"
300	33583B		Fuel Tank (Incl. 292, 298 & 301)
308A	33997		Fill Tube Clip
314	650873		Screw, 1/4-20 x 3/4"
315	611113		Alt. Coil (3 Amp DC) (Incl. 321, 322 & 323)
321	611161		Diode
322	610921		Connector Body
323	610922		Terminal
324	33177		Terminal
325B	27275		Wire Clip
361	30063		Screw, Torx T-30, 1/4-20 x 1/2"
370	34346		Instruction Decal
370A	34686		Name Decal
370C	35274		Instruction Decal
395A	35763A		Starter Motor (12 Volt) NOTE: Engine requires a ringgear flywheel (611091 minimum) and the cylinder must have drilled and tapped starter mounting bosses to add the electric starter. (Refer to Division 5, Section D, page 30 for breakdown or Fiche 10B, Grid G-4)
398	590685		Rewind Starter & Cup Ass'y. (This assembly replaces 590633 starter. This assembly consists of a 590671 rewind starter and a 35965A starter cup.)

ILLUSTRATION SHOWS TYPICAL PARTS ONLY. ORDER BY PART NUMBER. PARTS NOT LISTED ARE SUPPLIED BY OEM.

VIEW 2 of 4

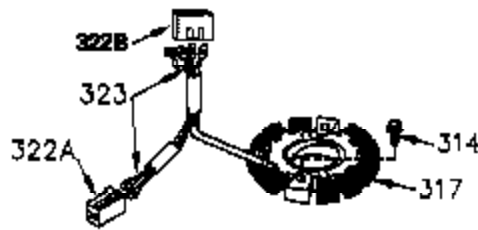
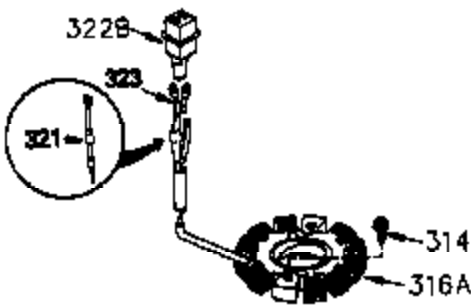
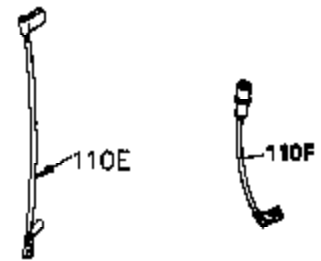
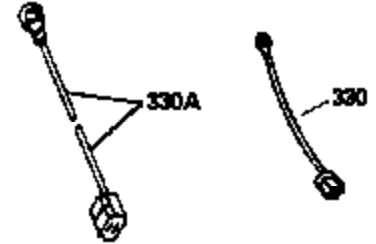
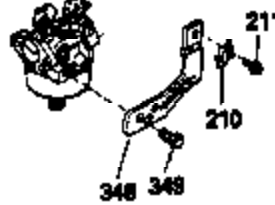
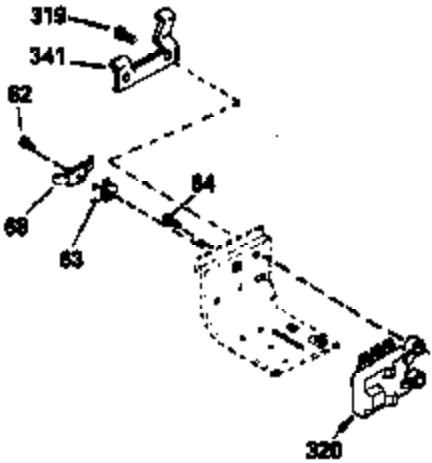


Ref #	Part Number	Qty	Description
28	30322		Lock Nut, 8-32
30	35802A		Crankshaft
31	35327		Counterbalance Gear
40	34552		Piston, Pin & Ring Set (Std.) (3-1/8" )
40	34553		Piston, Pin & Ring Set (.010" OS)
40	34554		Piston, Pin & Ring Set (.020" OS)
41	34329A		Piston & Pin Ass'y. (Std.) (Incl. 43)
41	34330A		Piston & Pin Ass'y. (.010" OS) (Incl. 43)
41	34331A		Piston & Pin Ass'y. (.020" OS) (Incl. 43)
42	34332		Ring Set (Std.)
42	34333		Ring Set (.010" OS)
42	34334		Ring Set (.020" OS)
43	27888		Piston Pin Retaining Ring
45	35373A		Connecting Rod (Incl. 46 & 47)
46	650908		Connecting Rod Bolt
47	650882		Connecting Rod Bolt
48	34034		Valve Lifter
50	35381		Camshaft (MCR)
51	35747A		Counterbalance Weight
52	31356		Oil Pump
69	35317		* Mounting Flange Gasket
70	35711A		Mounting Flange (Incl. 72, 75 & 80)
72	31927		Oil Drain Plug
75	35319		Oil Seal
80	35783		Governor Shaft
81	30590A		Washer
82	35378		Governor Gear (Incl. 81)
83	30588A		Governor Spool
84	29193		Retaining Ring
86	650833		Screw, 1/4-20 x 1-3/16"
88	31707A		Spacer (Incl. 81)
89	32589		Flywheel Key
123	33261		Intake pipe Brace
124	650738		Screw, 1/4-20 x 5/8"
178	29752		Nut & Lock Washer, 1/4-28
182	30088A		Screw, 1/4-28 x 1"
184	33263		* Carburetor To Intake Pipe Gasket
185	34926		Intake Pipe
223	650378		Screw, Torx T-30, 5/16-18 x 1-1/8"
224	27915A		* Intake Pipe Gasket
238	650834		Screw, 10-32 x 1-17/32"
239	33629		* Carburetor Gasket
240	35538B		Air Cleaner Body (Incl. 239)
245A	35404		Air Cleaner Filter
245	35403		Air Cleaner Filter (Incl. 251)
250	35405		Air Cleaner Cover
251A	650825		Nut & Lock Washer, 1/4-20
251	650886		Wing Nut, 1/4-20
252	650887		Screw, 1/4-20 x 1"
290	30705		Fuel Line (braided 16") (40cm)
292	26460		Fuel Line Clamp
305	35574		Oil Tube
307	35499		"O" Ring
308	35437		Fill Tube Clip
310	35576		Dipstick
315	611113		Alt. Coil (3 Amp DC) (Incl. 321, 322 & 323)
379	631021		Inlet Needle, Seat & Clip Ass'y.

Ref #	Part Number	Qty	Description
380	632238		Carburetor (Incl. 184) (Refer to Division 5, Section A, page A3-4 for breakdown or Fiche 10B, Grid E-3)
398	590685		Rewind Starter & Cup Ass'y. (This assembly replaces 590633 starter. This assembly consists of a 590671 rewind starter and a 35965A starter cup.)
400	33279G		* Gasket Set (Incl. items marked *)
420	730225		SAE 30 4-Cycle Engine Oil (Quart)

ILLUSTRATION SHOWS TYPICAL PARTS ONLY. ORDER BY PART NUMBER. PARTS NOT LISTED ARE SUPPLIED BY OEM.

VIEW 3 of 4



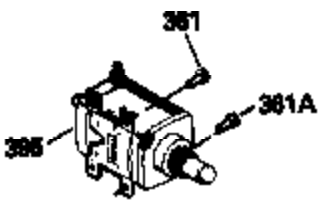
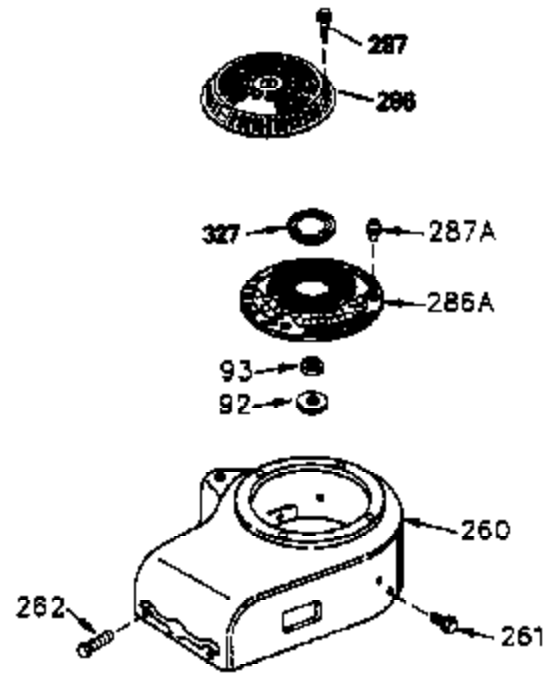
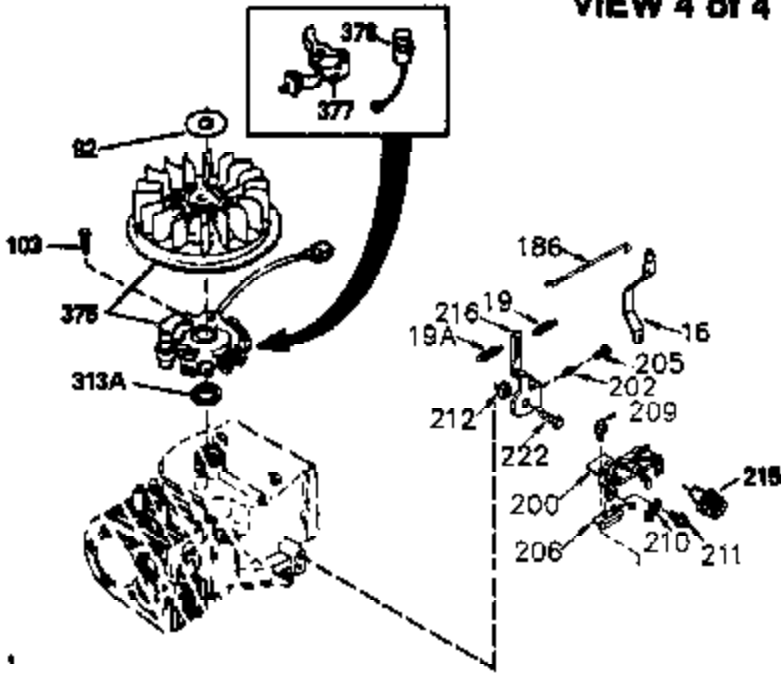
Ref #	Part Number	Qty	Description
28	30322		Lock Nut, 8-32
51	35747A		Counterbalance Weight
64	30063		Screw, Torx T-30, 1/4-20 x 1/2"
210	27793		Conduit Clip
211	28942		Screw, 10-32 x 3/8"
238	650834		Screw, 10-32 x 1-17/32"
245A	35404		Air Cleaner Filter
274	35865		Exhaust Gasket (use as required)
277	650729		Screw, 5/16-18 x 3-3/16"
314	650873		Screw, 1/4-20 x 3/4"
315	611113		Alt. Coil (3 Amp DC) (Incl. 321, 322 & 323)
321	611161		Diode
323	610922		Terminal
398	590685		Rewind Starter & Cup Ass'y. (This assembly replaces 590633 starter. This assembly consists of a 590671 rewind starter and a 35965A starter cup.)
415	730130		Exh.Adapter Kit(Incl.274 & 277)(As Re q.)



ILLUSTRATION SHOWS TYPICAL PARTS ONLY. ORDER BY PART NUMBER. PARTS NOT LISTED ARE SUPPLIED BY OEM.

STANDARD POINT IGNITION


VIEW 4 of 4



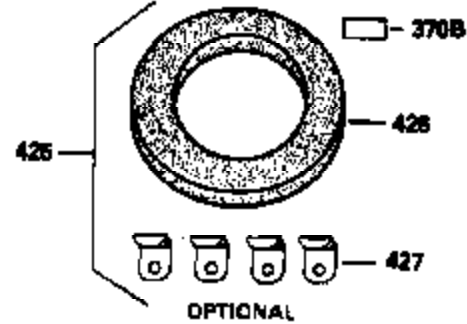
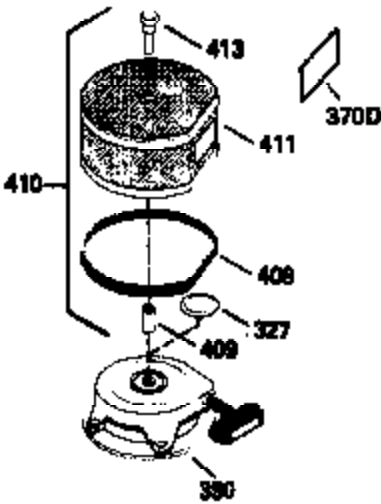
MUFFLER (QUIET)  
(OPTIONAL)



OPTIONAL SPARK  
ARRESTOR



DEBRIS SCREEN KIT  
(OPTIONAL)



Ref #	Part Number	Qty	Description
16	32651		Governor Lever
19A	35203		Extension Spring
19	34043		Extension Spring
28	30322		Lock Nut, 8-32
51	35747A		Counterbalance Weight
92	650880		Lock Washer
93	650881		Flywheel Nut, 5/8-18
103	650814		Screw, Torx T-15, 10-24 x 1"
186	33860		Governor Link
200	35201		Control Bracket
202	33802		Compression Spring
205	650777		Screw, 6-32 x 21/32"
206	610973		Terminal
209	30200		Screw, 10-24 x 9/16"
210	27793		Conduit Clip
211	28942		Screw, 10-32 x 3/8"
212	35550		Bushing
216	35202A		R.P.M. Adj.Lever (Incl.19,19A,212,222 ,239)
222	30312		Screw, 10-32 x 1/2"
238	650834		Screw, 10-32 x 1-17/32"
245A	35404		Air Cleaner Filter
260	35795A		Blower Housing (for electric starter) NOTE: Replacement hardware may differ when servicing starter assy. or blower housing. Refer to Service Bulletin 508.
261	650788		Screw, 5/16-18 x 3/4"
262	29747B		Screw, Torx T-40, 5/16-24 x 21/32"
275C	35824		Muffler (quiet) (optional)
277	650729		Screw, 5/16-18 x 3-3/16"
286	35792		Debris Screen
287	650936		Screw, 10-32 x 13/32"
315	611113		Alt. Coil (3 Amp DC) (Incl. 321, 322 & 323)
361	30063		Screw, Torx T-30, 1/4-20 x 1/2"
398	590685		Rewind Starter & Cup Ass'y. (This assembly replaces 590633 starter. This assembly consists of a 590671 rewind starter and a 35965A starter cup.)
408	35570		Screen Seal (Optional)
409	35569		Spacer (Optional)
410	730573		Opt.Screen Kit (Incl.370D,408,409,411 ,413)
411	35568		Debris Screen (Optional)
413	650907		Screw, 5/16-18 x 1-5/8" (Optional)
416	34479A		Spark Arrestor Kit
425	730572		Starter Muff Kit (Incl.370,426,427)(O pt.)
426	34687		Starter Air Cleaner (Optional)
427	34869		Starter Air Cleaner Bracket (Optional )