

ILLUSTRATION SHOWS TYPICAL PARTS ONLY. ORDER BY PART NUMBER. PARTS NOT LISTED ARE SUPPLIED BY OEM.

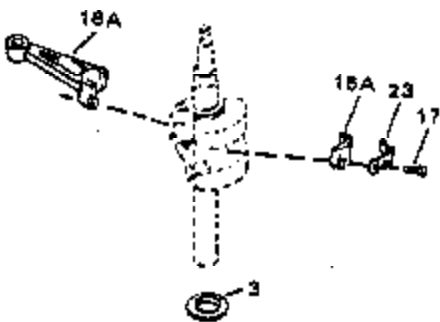
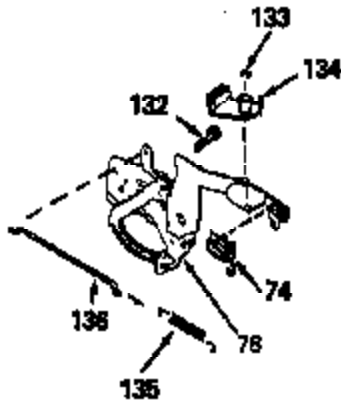
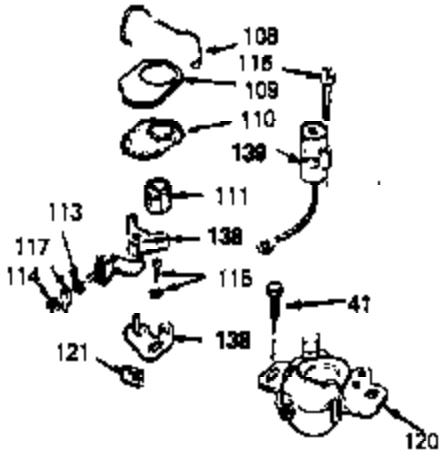
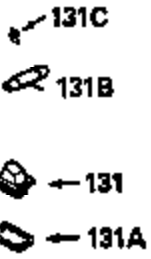


Ref #	Part Number	Qty	Description
1	34429A		Cylinder (Incl. 2 & 4) (2-5/8" Bore)
2	26727		Pin, Dowel
4	32600		Seal, Oil
5	30589		Rod, Governor (Incl. 6)
6	28277		Washer, Flat
7	32651		Lever, Governor
8	31335		Clamp, Governor lever (Clamp is positioned towardspark plug end on 1977-78 and latermodels. It is positioned opposite spark plugend on earlier models.)
9	650548		Screw, 8-32 x 5/16"
10	34440		Crankshaft
11	29783		Pin, Crankshaft (Not used on late pro duction)
12	27613		Gear, Crankshaft (Not serviceable on late production)
13	34851		Piston, Pin & Ring Set (Std.) (2-5/8" Bore)
13	34852		Piston, Pin & Ring Set (.010" OS)
13	34853		Piston, Pin & Ring Set (.020" OS)
13A	32603B		Piston & Pin Ass'y. (Incl.14)(Std.)(2 -5/8")
13A	32604B		Piston & Pin Ass'y. (Incl. 14) (.010" OS)
13A	32605B		Piston & Pin Ass'y. (Incl. 14) (.020" OS)
14	20381		Ring, Piston pin retaining
15	34854		Ring Set (Std.) (2-5/8" Bore)
15	34855		Ring Set (.010" OS)
15	34856		Ring Set (.020" OS)
16	30963B		Rod Assy., Connecting (Incl. 17)
17	32610A		Bolt, Connecting rod
20	27241		Lifter, Valve
21	33553		Camshaft (MCR)
22	29914		Pump Assy., Oil
24	35261		* Gasket, Mounting flange
25	34831		Flange Ass'y. (Incl. 26, 27, 28 & 30)
26	28833		* Drain Plug Gasket (Not req. w/plastic plug)
27	27244		Plug, Oil drain
28	26208		Seal, Oil
30	30574		Shaft, Mechanical governor
31	30590A		Washer, Flat
32	30591		Gear Assy., Governor (Incl. 31)
33	30588A		Spool, Governor
34	29193		Ring, Retaining
35	650488		Screw, 1/4-20 x 1-1/4"
36	29314B		Intake Valve (Std.) (Incl. 40)
36	29315C		Intake Valve (1/32" OS) (Incl. 40)
37	29313C		Exhaust Valve (Std.) (Incl. 40)
37	29315C		Exhaust Valve (1/32" OS) (Incl. 40)
38	31671		Cap, Upper valve spring
38A	31671		Cap, Upper valve spring (Intake)
39	31672		Spring, Valve (Exhaust)
40	31673		Cap, Lower valve spring
42	610118		Cover, Spark plug (Use as required)
45	611004		Key, Flywheel
46	34214A		Breather Ass'y. (Incl. 47 thru 51)
47	33735		* Gasket, Breather
48	33734		Element, Breather
49	30200		Screw, 10-24 x 9/16"
50	33886		Tube, Breather
51	33887		Clip, Breather tube
52	34231		Ground Wire
53	30200		Screw, 10-24 x 9/16"

Ref #	Part Number	Qty	Description
	54 650561		Screw, 1/4-20 x 5/8"
	55 33891B		Housing, Blower
	56 650802		Screw, 1/4-20 x 5/8"
	57 33015		* Gasket, Cylinder head
	58 34342		Head, Cylinder
	59 26073		Washer, Flat (Not used on late production)
	60 6021A		Screw, 5/16-18 x 1-1/2"
	64 33636		Resistor Spark Plug (RJ-8C)
	64 34251		Resistor Spark Plug (RJ-17LM)
	65 27234		* Gasket, Valve spring cover
	66 32755		Cover, Valve spring box
	67 650128		Screw, 10-24 x 1/2"
	68 34690		* Gasket, Intake pipe
	69 33004A		Pipe, Intake (Incl. 68)
	70 650451		Screw, 1/4-20 x 1"
	71 31688		* Gasket, Carburetor
	72 6201		Screw, 1/4-28 x 7/8"
	73 29752		Nut & Lockwasher Assy.
	74 610973		Terminal Assy. (Use as required)
	76 34310		Lever, Control
	77 33889A		Control Bracket (Incl. 74, 76 & 79)
	79 650804		Screw, 10-24 x 9/16"
	80 27793		Clip, Conduit
	80A 28942		Screw, 10-32 x 3/8"
	81 34336		Link, Throttle
	82 33151		Link, Governor spring
	83 33890		Spring, Governor
	86A 30081		* Gasket, Muffler
	87 34265		Gasket, Oil fill tube
	88 650562		Screw, 10-32 x 1/2"
	89 34380		Tube, Oil filler
	90 33894A		Dipstick, Oil (Incl. 91)
	91 33590		"O" Ring
	92 33895		Body, Air cleaner
	93 33896		Filter, Air cleaner
	94 33897		Cover, Air cleaner
	95 650762		Screw, 10-32 x 1-29/32"
	96 650784		Screw, 10-24 x 11/16"
	97 33051		* Gasket, Air cleaner
	100 30705		Fuel Line (Braided 16")
	101 26460		Clamp, Fuel line
	102 29443		Clip, Fuel line
	103 33904B		Fuel Tank (Incl. 101)
	104 28763		Screw, 10-32 x 19/32"
	105 730207		Magneto-to-Solid State Conversion Kit (Includes solid state module, Solid State Flywheel Key, and instructions) (Use as required on external ignition engines only)
	105 34443A		Solid State Assy.
	106A 34080		Spacer, Flywheel key
	106 650814		Screw, 10-24 x 1"
	107 611046A		Flywheel
	123 650815		Washer, Belleville
	124 650816		Nut, Flywheel
	137 631021		Inlet Needle, Seat & Clip Assy.
	140 632050A		Carburetor (Incl. 71, 72, 95 & 137) (Refer to Division 5, Section A, page 162 for breakdown)

Ref #	Part Number	Qty	Description
142	590531		Side Mount Rewind Starter (Refer to Division 5, Section C, page 32 for breakdown)
144	33906A		* Gasket Set (Incl. items marked *)

ILLUSTRATION SHOWS TYPICAL PARTS ONLY. ORDER BY PART NUMBER. PARTS NOT LISTED ARE SUPPLIED BY OEM.



Ref #	Part Number	Qty	Description
17	32610A		Bolt, Connecting rod
23	32609		Plate, Lock (Used on early production with No. 32610 connecting rod bolt. Donot use with No. 32610A locking type bolt.)
54	650561		Screw, 1/4-20 x 5/8"
74	610973		Terminal Assy. (Use as required)
128A	33914		Cup (Early production only, not w/650 791)
143			Electric Starter Kit (Supplied by OEM )