

ILLUSTRATION SHOWS TYPICAL PARTS ONLY. ORDER BY PART NUMBER. PARTS NOT LISTED ARE SUPPLIED BY OEM.

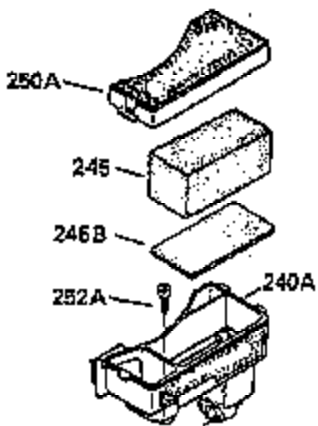
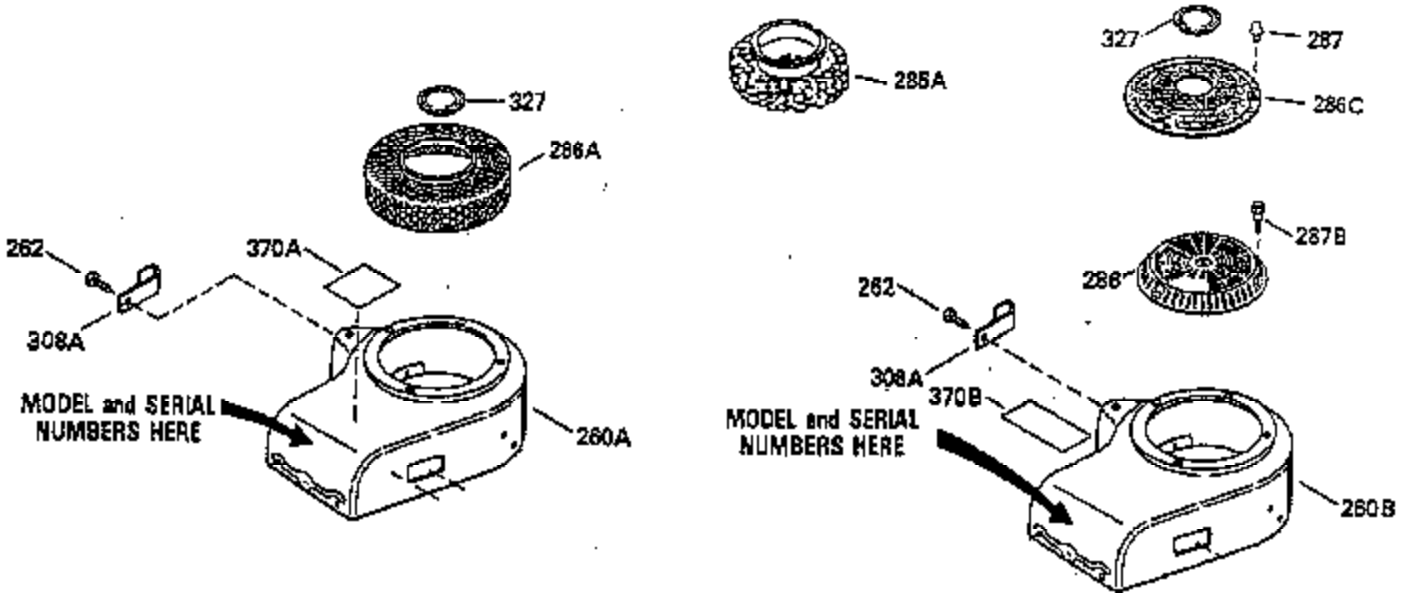


Ref #	Part Number	Qty	Description
1	35399B		Cylinder (Incl. 2, 20 & 104) (3-5/16" Bore)
2	27652		Dowel Pin
14	28277		Washer
15	35324		Governor Rod
16	35520		Governor Lever
17	29916		Governor Lever Clamp
18	650548		Screw, 8-32 x 5/16"
19	35203		Extension Spring
20	35319		Oil Seal
25	35326		Blower Housing Baffle
26	650561		Screw, 1/4-20 x 5/8"
28	30322		Lock Nut, 8-32
30	35335A		Crankshaft (Counterbalance)
31	35327		Counterbalance Gear
32	35653		Shim Washer (.015") (Use as required)
35	29826		Screw, 10-32 x 3/4"
36	29918		Lock Washer
37	29216		Lock Nut, 10-32
38	29642		Retaining Ring
40	35776		Piston, Pin & Ring Set (Std.)
40	35777		Piston, Pin & Ring Set (.010" OS)
40	35778		Piston, Pin & Ring Set (.020" OS)
41	35773		Piston & Pin Ass'y. (Std.) (Incl. 43)
41	35774		Piston & Pin Ass'y. (.010" OS) (Incl. 43)
41	35775		Piston & Pin Ass'y. (.020" OS) (Incl. 43)
42	35779		Ring Set (Std.)
42	35780		Ring Set (.010" O.S.)
42	35781		Ring Set (.020" O.S.)
43	35772		Piston Pin Retaining Ring
45	35330A		Connecting Rod Ass'y. (Incl. 46 & 47)
46	650908		Connecting Rod Bolt
47	650882		Connecting Rod Bolt
48	35313		Valve Lifter
50	35314		Camshaft (MCR)
51	35315A		Counterbalance Weight
52	31356		Oil Pump
60	35316A		Blower Housing Extension
65	650128		Screw, 10-24 x 1/2"
66	30063		Screw, Torx T-30 , 1/4-20 x 1/2"
69	35317		* Mounting Flange Gasket
70	35401A		Mounting Flange (Incl. 71, 72, 75 & 8 0)
71	35377		Crankshaft Bushing
72	31927		Oil Drain Plug
75	35319		Oil Seal
80	35712		Governor Shaft
81	35479		Washer, Flat
82	35321		Governor Gear Ass'y. (Incl. 81)
83	35322		Governor Spool
84	29193		Retaining Ring
86	650833		Screw, 1/4-20 x 1-3/16"
88	31707A		Spacer (Incl. 81)
89	32589		Flywheel Key
90	611090		Flywheel
92	650880		Lock Washer
93	650881		Flywheel Nut
100	35135		Solid State Ignition
101	610118		Spark Plug Cover
102	650872		Solid State Mounting Stud

Ref #	Part Number	Qty	Description
103	650814		Screw, Torx T-15, 10-24 x 1"
104	35400		Crankshaft Bushing
110	35182		Ground Wire
119	35306A		* Cylinder Head Gasket
120	35307		Cylinder Head
121	730218		Valve Guide Kit (Incl. 2 of 122)
122	792035		Retaining Ring
123	35288		Intake Pipe Brace
124	650738		Screw, 1/4-20 x 5/8"
125	35308		Exhaust Valve (Std.)
125	35433		Exhaust Valve (1/32" OS)
126	35309		Intake Valve (Std.)
126	35432		Intake Valve (1/32" OS)
127	650691		Washer
128	650690		Belleville Washer
129	650746		Screw, 5/16-18 x 1-3/8"
130	650692		Screw, 5/16-18 x 1-3/4"
135	34046		Resistor Spark Plug (RL-86C)
141	33481		"O" Ring
142	35475		Push Rod Tube
143	35310		Rocker Arm Housing
144	33484		"O" Ring
145	650168		Washer
146	32610A		Screw, 1/4-20 x 29/32"
147	33509		"O" Ring (Intake)
148	34410		"O" Ring (Exhaust)
149	33510		Valve Spring Cap
150	33507		Valve Spring
151	33508		Valve Spring Keeper
152	35295		"O" Ring
153	35296		Push Rod Guide
154	650878		Rocker Arm Stud
155	35297		Rocker Arm
156	35298		Rocker Arm Bearing
157	28264		Lock Nut (Incl. 162)
158	35466		Push Rod
159	35299B		"O" Ring (Incl. 161)
160	35713		Rocker Arm Housing (chrome plated)
161	650879		Screw, Torx T-20, 8-32 x 1/2"
162	650903		Jam Nut
169	27896A		* Valve Cover Gasket
170	28423		Breather Body
171	28424		Breather Element
172	28425		Valve Cover
173	35350		Breather Tube
174	650128		Screw, 10-24 x 1/2"
180	35301		Blower Housing Extension
181	650128		Screw, 10-24 x 1/2"
182	650517		Screw, 1/4-20 x 27/32"
184	33263		* Carburetor To Intake Pipe Gasket
185	35304		Intake Pipe
186	35522		Governor Link
186B	35346		Governor Link Spring
200	34109A		Control Bracket (Incl. 203, 204 & 206 )
203	31342		Compression Spring
204	650549		Screw, 5-40 x 7/16"
210	27793		Conduit Clip
211	28942		Screw, 10-32 x 3/8"

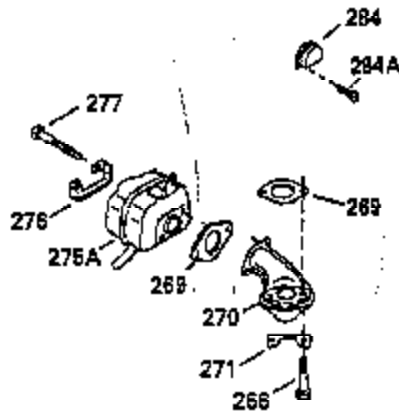
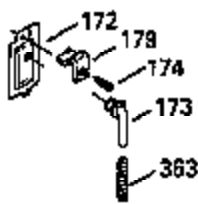
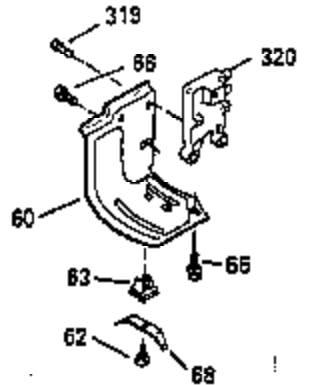
Ref #	Part Number	Qty	Description
223	792028		Screw, 5/16-18 x 7/8"
224	33515A		* Intake Pipe Gasket
234	650825		Nut & Lock Washer, 1/4-20 (Sealing)
237	35286		Air Cleaner Adapter
238	650875		Screw, 10-32 x 5-1/4"
239	33629		* Carburetor Gasket
240	35402B		Air Cleaner Body
245	35403		Air Cleaner Element (Incl. 234)
245A	35404		Air Cleaner Filter
250	35405		Air Cleaner Cover
251	650886		Wing Nut, 1/4-20
252	650887		Screw, 1/4-20 x 1"
260	35289		Blower Housing (Incl. 281 & 282)
261	30063		Screw, Torx T-30, 1/4-20 x 1/2"
262	29747B		Screw, 5/16-24 x 21/32"
264A	30063		Screw, Torx T-30, 1/4-20 x 1/2"
264	650273		Screw, 5/16-18 x 5/8"
265	35290		Cylinder Head Cover
266	650876		Screw, 5/16-18 x 1-1/4"
270	35292		Exhaust Manifold
271	35293		Locking Plate (Manifold)
275	35294		Muffler
276	35348		Locking Plate
277	650877		Screw, 5/16-18 x 4-1/2"
281	33013		Starter Bubble Cover
282	650760		Screw, 8-32 x 3/8"
285	35287A		Starter Cup
286B	35446		Starter Screen
287A	29752		Nut & Lock Washer, 1/4-28
290	30705		Fuel Line (16" or 40cm)
292	26460		Fuel Line Clamp
298	28763		Screw, 10-32 x 35/64"
300	33583B		Fuel Tank (Incl. 292, 298 & 301) NOTE: This tank was built with different size fuel inlet openings. Tanks with the 1-1/2" O.D. opening use fuel cap 33032. Tanks with the 1-3/4" O.D. opening use fuel cap 35355.
301	35355		Fuel Cap
305	35574		Oil Fill Tube
307	35499		"O" Ring
310	35576		Dipstick
327	35392		Starter Plug
370	34346		Instruction Decal
379	631021		Inlet Needle, Seat & Clip Ass'y.
380	632498		Carburetor (Incl. 184) (Refer to Division 5, Section A, page A4-2 or Fiche 12, Grid F-1 for breakdown)
390	590633		Rewind Starter (Refer to Division 5, Section C, page 30 or Fiche 12, Grid G-9 for breakdown)
400	35331B		* Gasket Set (Incl. items marked *)
401	35332		"O" Ring Kit (Incl. 141, 144, 147, 148, 152, 157, 159)
420	730225		SAE30 4-Cycle Engine Oil (Quart)

ILLUSTRATION SHOWS TYPICAL PARTS ONLY. ORDER BY PART NUMBER. PARTS NOT LISTED ARE SUPPLIED BY OEM. .



Ref #	Part Number	Qty	Description
245	35403		Air Cleaner Element (Incl. 234)
262	29747B		Screw, 5/16-24 x 21/32"
290	30705		Fuel Line (16" or 40cm)
292	26460		Fuel Line Clamp
308A	35437		Fill Tube Clip
327	35392		Starter Plug
380	632498		Carburetor (Incl. 184) (Refer to Division 5, Section A, page A4-2 or Fiche 12, Grid F-1for breakdown)

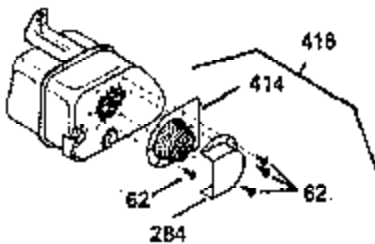
ILLUSTRATION SHOWS TYPICAL PARTS ONLY. ORDER BY PART NUMBER. PARTS NOT LISTED ARE SUPPLIED BY OEM.



**OPTIONAL ELECTRIC STARTER MOTOR**



**OPTIONAL SPARK ARRESTOR**



**OPTIONAL DEBRIS SCREEN**



Ref #	Part Number	Qty	Description
16	35520		Governor Lever
17	29916		Governor Lever Clamp
18	650548		Screw, 8-32 x 5/16"
19	35203		Extension Spring
28	30322		Lock Nut, 8-32
35	29826		Screw, 10-32 x 3/4"
36	29918		Lock Washer
37	29216		Lock Nut, 10-32
38	29642		Retaining Ring
60	35316A		Blower Housing Extension
65	650128		Screw, 10-24 x 1/2"
66	30063		Screw, Torx T-30 , 1/4-20 x 1/2"
172	28425		Valve Cover
173	35350		Breather Tube
174	650128		Screw, 10-24 x 1/2"
182	650517		Screw, 1/4-20 x 27/32"
186	35522		Governor Link
209A	30200		Screw, 10-24 x 9/16"
210	27793		Conduit Clip
211	28942		Screw, 10-32 x 3/8"
266	650876		Screw, 5/16-18 x 1-1/4"
270	35292		Exhaust Manifold
271	35293		Locking Plate (Manifold)
276	35348		Locking Plate
277	650877		Screw, 5/16-18 x 4-1/2"
284	35428		Muffler Deflector
327	35392		Starter Plug
380	632498		Carburetor (Incl. 184) (Refer to Division 5, Section A, page A4-2 or Fiche 12, Grid F-1for breakdown)
390	590633		Rewind Starter (Refer to Division 5, Section C, page 30 or Fiche 12, Grid G-9 for breakdown)
396	33329D		Electric Starter Motor (120 Volt)(opt ional) Engine requires a ring gear flywheel (611091 minimum) and the cylinder must have drilled and tapped startermounting bosses to add the electric starter.
414	35352		Spark Arrestor Screen (Incl.416)(Opti onal)
416	650760		Screw, 8-32 x 3/8" (Optional)