





SERVICE 		5
		97-10-10

Model H 246 CAT, H 246 G CAT

New saw versions with catalytic converter

We have now started to manufacture the H 246 with a muffler incorporating a catalytic converter.

The catalytic converter reduces the level of hydrocarbons and nitrogen oxides in the exhaust gases. The carbon dioxide level is unchanged and because this gas is completely odourless the chain saw should never be operated in an enclosed space!

The differences between the H 246 and H 246 CAT are as follows:

- the muffler assembly with catalytic converter increases the weight of the saw by around 300 g
- the catalytic converter muffler has more mounting points
- the cylinder covered has been modified and lined with aluminium foil to reflect heat and provide protection from heat.

IMPORTANT!

- When fitting a muffler with catalytic converter it is important that the bolts specified below are always used. These have been specially developed to withstand high temperatures. You should therefore ALWAYS use Husqvarna original spare parts!
- The cylinder cover must be the modified version in order to protect the plastic from high temperatures.
- Always use unleaded petrol! (minimum grade 95 ROZ). Leaded petrol will ruin the catalytic converter and make it virtually useless. Petrol must be mixed with a good quality two-stroke oil, such as Husqvarna two-stroke oil, in the ratio 1:50. See user manual.
- Adjust the carburettor, after running-in, to the recommended maximum rev. setting = 15000 rpm. See the "carburettor" section in the user manual.



A muffler fitted with a catalytic converter becomes very hot during use, and remains so for some time after the engine has stopped. This applies even when idling. Think of the fire risk, particularly when handling the saw near flammable substances and/or gases.

To achieve the best performance and a long working life from a catalytic converter, which operates at a very high temperature, it is especially important to maintain it and look after it correctly. See the user manual!

We would emphasize the importance of:

- adjusting the carburettor correctly
- regularly cleaning the air filter, cylinder fins, etc.
- using high quality unleaded two-stroke fuel



SERVICE 		5
		97-10-10

New ref. no.	Description	Excl. ref. no.	Remarks
503 65 06-02	Cat. converter muffler assy.		
503 64 57-01	Muffler		*
503 64 65-01	Gasket, CAT		*
503 64 64-01	Cooling flange with supports		*
503 20 02-12	Bolt		*
503 21 93-16 (x2)	Bolt (specially treated)		*
503 20 03-10 (x4)	Bolt with locking washer		*
503 45 59-05 (x2)	Cylinder cover assy.		*
503 54 9801	Aluminium foil		*
501 81 96-03	Fuel tank cap (green)		*

* = existing spare part

Introduced from serial number: H246 CAT 7421121
 H246G CAT 7430001

