

## Model 250RX

### New throttle (Thumb operated throttle)

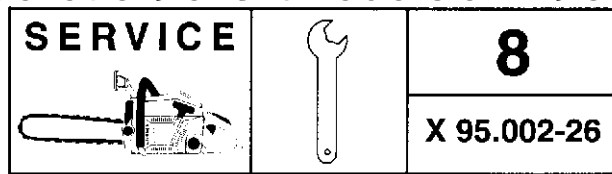
Due to the introduction of swivel handlebars, type 250R, a new throttle has been produced. The handlebars have been supplemented with a through hole to prevent the handlebars from revolving. The tank and handlebar mountings have been changed and are now similar to those on the 250R, see spare part list 1 1994.

New Ref. No.	Description	ExcL Ref. No.	Remark
<b>502 28 37-01</b>	Throttle compl.	502 14 45-04	R
502 14 43-03	Bushing front		
502 28 33-01	Control, housing	502 07 10-04	R
502 28 36-01	Gripl	-"-	R
503 20 02-30	Screw MC6 SF M5x30		R
503 22 65-01	Nut square M5	-"-	R
503 21 06-32	Screw STC6 SF 5.5x32		R
<b>502 28 35-01</b>	<b>Cover</b>	-"-	R
503 21 07-22	Screw STC6 SF 4.8x22		R
502 28 43-01	Tube	502 10 68-03	R
502 28 34-01	Starter pulley	502 26 45-01	R
502 17 50-03	Handlebar compl.	502 17 50-02	R
502 20 67-10	Cables	502 03 68-01	R
-"-	-"-	502 17 27-01	R
	-"-	502 25 69-01	R
-"-	-"-	502 06 50-02	R

R = Remains as a spare part.

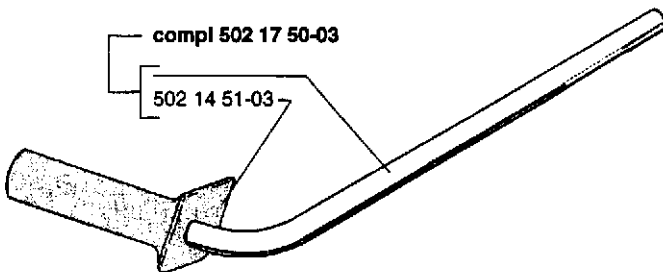
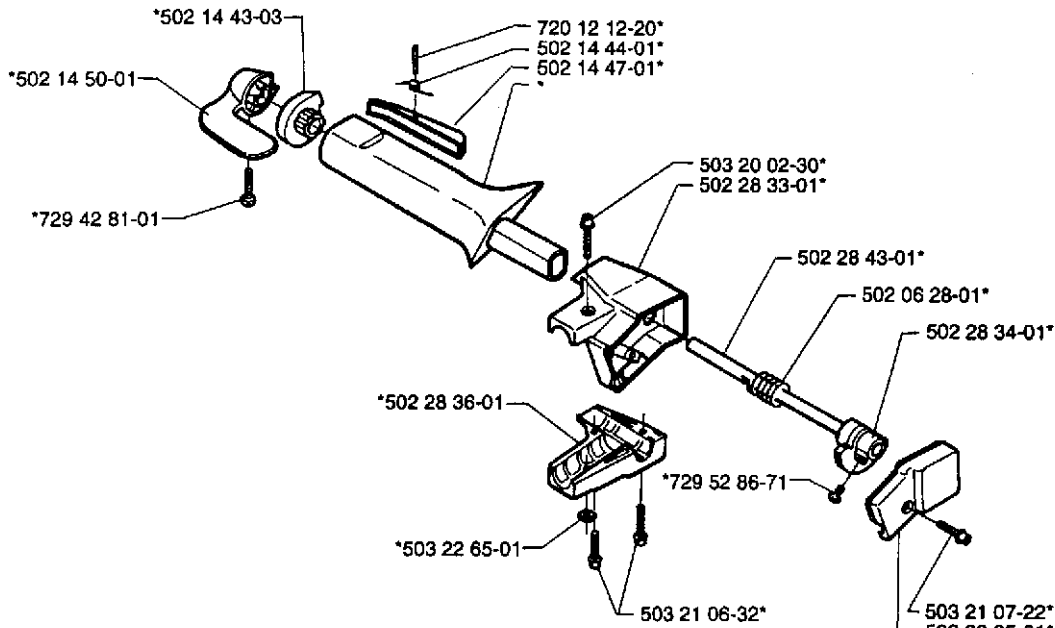
Other components are still available as before:

502 14 50-01	Throttle lever
729 42 81-01	Screw
502 14 44-01	Return spring
502 14 47-01	Lock lever
502 06 28-01	Return spring
729 52 86-71	Screw
502 14 51-03	Handle



## 250RX

\*compl 502 28 37-01



RX \*\*compl 502 27 80-07

