
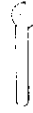




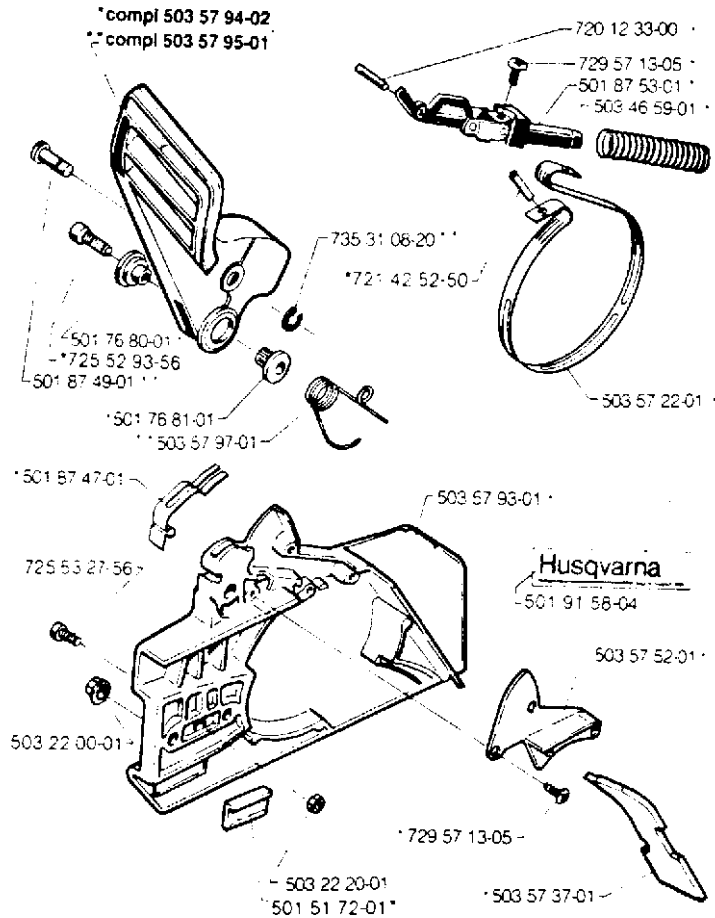
<b>SERVICE</b> 		<b>9</b>
		<b>X 89.119-26</b>

**MODELS 281, 288**

**A NEW CHAIN BRAKE WITH KNEE LINK FUNCTION**

A new type of inertia activated chain brake with knee link function is introduced on the models above, The chain brake is the same design as the ones on the models 40/45, 242 and 254.

The previous type of chain brake will be available as a spare part, until further notice.



The new chain brake is introduced from serial number 281 -9260401  
288-9270400

Please turn over

**IMPORTANT!**

When the new chain brake is introduced, a new silencer and spike are introduced at the same time. The new chain brake can only be mounted on saws equipped with the new silencer with a so called spark arrestor and with the new spikes.

Saws equipped with so called tube outlet silencer or jungle silencer are not affected.

Information about the new silencers and spikes see separate service bulletins.

On saws with lower serial number than 281-9160025, 288-9110080, the guide must be cut off before the chain brake can be mounted, according to the illustration. This is made because there is no guide bushing in the crankcase.

