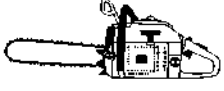






SERVICE 		3
		SX 88 005



1. 1989

Application guide for cutting equipment

Tabelle für Schneidausrüstung

Tableau de l'équipement de coupe

Tabla para equipo de corte

Tabell för skärutrustning







GUIDE BARS






Part number	Bar length "/>cm	Pitch "	Type	Gauge "/>mm	Number of driveline links	Bar mount	Nose sprockets	Electric	Husky 34	Husky 35/37	33/38/40/42/44/45	133/234/238/242	154/254	262 XP	50	61/66	162/266/266XP/268XP	65/77L	380/480	181/281XP/288XP	185/285/298XP	2100XP/2101XP/3120XP
501 95 65-52	11/26	.325	SN	.058/1.5	52	A	D				X	X	X	X	X							
508 91 21-56	13/31	.325	SN	.058/1.5	56	A	A	X			X	X	X	X	X							
508 91 21-64	15/37	.325	SN	.058/1.5	64	A	A	X			X	X	X	X	X							
508 91 21-66	16/39	.325	SN	.058/1.5	66	A	A				X	X	X	X	X							
508 91 21-72	18/44	.325	SN	.058/1.5	72	A	A				X	X	X	X	X							
501 92 17-56	15/37	3/8	SN	.058/1.5	56	A	C						X	X								
508 91 41-60	16/39	3/8	SN	.058/1.5	60	A	B						X	X								
501 95 77-68	18/46	3/8	RSN	.058/1.5	68	A	E						X	X								
501 95 77-72	20/49	3/8	RSN	.058/1.5	72	A	E						X	X								
508 91 31-56	15/38	3/8	SN	.058/1.5	56	B	B								X	X	X	X	X	X	X	X
508 91 31-60	16/40	3/8	SN	.058/1.5	60	B	B								X	X	X	X	X	X	X	X
508 91 31-68	18/46	3/8	SN	.058/1.5	68	B	B								X	X	X	X	X	X	X	X
501 95 60-72	20/49	3/8	SN	.058/1.5	72	B	C								X	X	X	X	X	X	X	X
501 95 69-68	18/46	3/8	RSN	.058/1.5	68	B	E								X	X	X	X	X	X	X	X
501 95 69-72	20/49	3/8	RSN	.058/1.5	72	B	E								X	X	X	X	X	X	X	X
501 95 69-84	24/60	3/8	RSN	.058/1.5	84	B	E								X	X	X	X	X	X	X	X
501 95 69-92	28/70	3/8	RSN	.058/1.5	92	B	E								X	X	X	X	X	X	X	X
501 95 80-68	18/46	3/8	HN	.058/1.5	68	B	—								X	X	X	X	X	X	X	X
501 95 80-72	20/49	3/8	HN	.058/1.5	72	B	—								X	X	X	X	X	X	X	X
501 95 80-84	24/60	3/8	HN	.058/1.5	84	B	—								X	X	X	X	X	X	X	X
501 95 80-92	28/70	3/8	HN	.058/1.5	92	B	—								X	X	X	X	X	X	X	X
507 47 60-46	24/60	.404	HN	.063/1.6	76	B	—															X
501 58 96-01	28/70	.404	HN	.063/1.6	84	B	—															X
501 95 81-04	36/90	.404	HN	.063/1.6	104	B	—															X
501 92 18-24	42/105	.404	HN	.063/1.6	124	B	—															X
501 91 52-45	12/29	3/8	SN	.050/1.3	45	C	—	X	X													
501 91 52-50	14/34	3/8	SN	.050/1.3	50	C	—	X	X													
501 91 52-56	16/39	3/8	SN	.050/1.3	56	C	—	X	X													

NOSE SPROCKETS



Type	Guide bar	Pitch"	Gauge"/>mm	Part number
A 	EM bars 10T	.325	.058/1.47	501 85 10-01
B 	EM bars 10T	3/8	.058/1.47	501 85 10-02
C 	Oregon 11T	3/8	.058/1.47	501 95 74-01
D 	Oregon 10T	.325	.058/1.47	501 95 72-01
E 	Oregon 11T	3/8	.058/1.47	501 95 75-01
F 	Oregon 11T	3/8	.058/1.47	501 95 55-01

BAR MOUNT

A	
B	
C	

SN = Sprocket nose
RSN = Replaceble SN
HN = Hard nose



CHAINS







Part number	Bar length	Pitch "	Type	Gauge "/mm	Number of driveline links	Electric	Husky 34	Husky 35/37	33/38/40/42/44/45	133/234/238/242	154/254	262 XP	50	61/66	162/266/266XP/268XP	65/77L	380/480	181/281XP/ 288XP	185/285/298XP	2100XP/2101XP/3120XP
501 84 01-02	13"	.325	S 24	.058/1.5	56	X			X	X	X	X	X							
501 84 01-03	15"	.325	S 24	.058/1.5	64	X			X	X	X	X	X							
501 84 02-52	11"	.325	S 25 LV	.058/1.5	52	X			X	X	X	X	X							
501 84 02-56	13"	.325	S 25 LV	.058/1.5	56	X			X	X	X	X	X							
501 84 02-64	15"	.325	S 25 LV	.058/1.5	64	X			X	X	X	X	X							
501 84 02-66	16"	.325	S 25 LV	.058/1.5	66				X	X	X	X	X							
501 84 02-72	18"	.325	S 25 LV	.058/1.5	72					X	X	X	X							
501 84 03-52	11"	.325	S 27	.058/1.5	52	X			X	X	X	X	X							
501 84 03-56	13"	.325	S 27	.058/1.5	56	X			X	X	X	X	X							
501 84 03-64	15"	.325	S 27	.058/1.5	64	X			X	X	X	X	X							
501 84 03-66	16"	.325	S 27	.058/1.5	66				X	X	X	X	X							
501 84 03-72	18"	.325	S 27	.058/1.5	72				X	X	X	X	X							
501 84 10-02	13"	3/8	S 41	.058/1.5	52						X	X	X	X	X	X	X	X	X	X
501 84 10-03	15"	3/8	S 41	.058/1.5	56						X	X	X	X	X	X	X	X	X	X
501 84 10-10	16"	3/8	S 41	.058/1.5	60						X	X	X	X	X	X	X	X	X	X
501 84 10-04	18"	3/8	S 41	.058/1.5	68						X	X	X	X	X	X	X	X	X	X
501 84 10-05	20"	3/8	S 41	.058/1.5	72						X	X	X	X	X	X	X	X	X	X
501 84 10-07	24"	3/8	S 41	.058/1.5	84						X	X	X	X	X	X	X	X	X	X
501 84 10-11	28"	3/8	S 41	.058/1.5	92						X	X	X	X	X	X	X	X	X	X
501 84 12-52	13"	3/8	S 42 LV	.058/1.5	52						X	X	X	X	X	X	X	X	X	X
501 84 12-56	15"	3/8	S 42 LV	.058/1.5	56						X	X	X	X	X	X	X	X	X	X
501 84 12-60	16"	3/8	S 42 LV	.058/1.5	60						X	X	X	X	X	X	X	X	X	X
501 84 12-68	18"	3/8	S 42 LV	.058/1.5	68						X	X	X	X	X	X	X	X	X	X
501 84 12-72	20"	3/8	S 42 LV	.058/1.5	72						X	X	X	X	X	X	X	X	X	X
501 84 12-84	24"	3/8	S 42 LV	.058/1.5	84						X	X	X	X	X	X	X	X	X	X
501 84 12-92	28"	3/8	S 42 LV	.058/1.5	92						X	X	X	X	X	X	X	X	X	X
501 84 30-02	24"	.404	S 64	.063/1.6	76															X
501 84 30-03	28"	.404	S 64	.063/1.6	84															X
501 84 30-04	34"	.404	S 64	.063/1.6	100															X
501 84 30-06	36"	.404	S 64	.063/1.6	104															X
501 84 30-05	42"	.404	S 64	.063/1.6	124															X
501 84 20-02	12"	3/8	S 43	.050/1.3	45	X	X													
501 84 20-03	14"	3/8	S 43	.050/1.3	50	X	X													

CHAIN REELS

100 foot	Pitch	Gauge "/mm	Type
503 30 06-01	.325"	.058/1.47	S 24
503 30 07-01	.325"	.058/1.47	S 25 LV
503 30 11-01	.325"	.058/1.47	S 27
503 30 15-01	3/8"	.058/1.47	S 41
503 30 23-01	3/8"	.058/1.47	S 42 LV
503 30 16-01	3/8"	.050/1.3	S 43
503 30 25-01	.404"	.063/1.6	S 64









CHAIN PARTS

		Standard		Low-vib	
					
S 23	.325"	501 47 15-01	501 47 16-01	—	—
S 24	.325"	501 84 75-01	501 84 76-01	—	—
S 25 LV	.325"	—	—	501 84 75-03	501 84 76-03
S 27	.325"	501 47 15-01	501 47 16-01	—	—
S 40	3/8"	501 60 06-01	—	—	—
S 41	3/8"	501 48 93-01	501 48 94-01	—	—
S 42 LV	3/8"	—	—	501 84 91-01	501 84 92-01
S 43	3/8"	501 71 77-01	501 71 76-01	—	—
S 64	.404"	505 36 60-20	505 36 60-10	—	—








CHAIN PARTS

		Standard		Low-vib	
					
S 23	.325"	501 84 77-03	501 84 80-03	—	—
S 24	.325"	501 84 77-04	501 84 80-04	—	—
S 25 LV	.325"	501 84 77-03	501 84 80-05	501 84 77-05	501 84 77-06
S 27	.325"	501 84 77-03	501 84 80-05	—	—
S 40	3/8"	501 84 78-02	—	—	—
S 41	3/8"	501 84 78-04	501 84 81-04	—	—
S 42 LV	3/8"	501 84 78-04	501 84 81-04	501 84 78-06	501 84 78-07
S 43	3/8"	501 84 78-05	501 84 81-05	—	—
S 64	.404"	501 84 79-02	501 84 82-02	—	—



CHAIN PARTS

				
S 23	.325"	501 84 83-01	501 47 12-01	501 47 17-01
S 24	.325"	501 84 83-02	—	501 84 88-01
S 25 LV	.325"	501 84 83-04	501 84 93-02	501 84 88-02
S 27	.325"	501 84 83-03	501 84 93-01	501 84 88-02
S 41	3/8"	501 84 84-01	501 56 25-01	501 23 12-01
S 42 LV	3/8"	501 84 84-05	501 84 86-02	501 23 12-01
S 43	3/8"	501 84 84-03	501 84 86-01	501 71 81-01
S 64	.404"	501 84 85-01	—	505 36 60-40


NOTE! These parts are subject to an extra volume discount and are delivered in packages of 10 or 25 pcs. See our Spare Parts Price List.

CLEARING SAW AND TRIMMER ACCESSORIES



Type	No of cords	Suitable saw	Number
Nylon rotor heads			
Trimmy Fix	1—4	Max 45 cc	502 13 87-02
Trimmy H, manual	2	Max 35 cc	501 91 28-03
Trimmy S, manual	2	Min 35 cc	508 01 01-02
Trimmy Hit II, semiaut	2	Max 35 cc	502 12 65-01
Trimmy Hit, semiaut	2	Max 45 cc	501 95 40-01
Mud guard		All	502 10 47-01
Spare cord Ø 2.4 mm			
98 m			508 01 51-49
15 m			502 04 77-01
Precut for fix			
19 cm x 20			502 13 86-01

Type	Application	No of teeth	Thick-ness	Number	Suitable saw
Sawblad					
Maxi 200	Forest clearing	22	1,6	502 04 13-02	Min 24 cc
Maxi 225	Forest clearing	22	1,8	502 01 95-02	Min 25 cc
Scarlet 200	Forest clearing	24	1,6	501 91 34-01	Min 24 cc
Scarlet 225	Forest clearing	24	1,8	501 91 35-01	Min 25 cc
Spets 225	Trimming	70	1,8	502 14 25-01	Min 24 cc
Multi 255-4	Mowing	4	1,8	501 91 05-02	Min 20 cc
Multi 255-3	Mowing	3	2,0	502 17 58-01	Min 24 cc
Multi 300	Mowing	3	3,4	502 17 56-01	Min 35 cc
Blade guard					
200 mm				502 03 93-03	
225 mm				502 03 94-03	
255 mm				502 03 95-03	
300 mm				502 03 96-03	
Plant protector	Plant spacing			502 12 26-02	
Plant protector	Vegetation control			502 12 26-01	
Support cup	Grass blades			502 13 93-01	
Support cup (Ballbearings)	Grass blades			502 15 70-01	



RIM/SPUR SPROCKET

Part number	.325" rim	.325" cpl. w. drum	.325" spure	3/8" rim	3/8" cpl. w. drum	3/8" spure	.404" rim	.404" cpl. w. drum	.404" spure	Electric	33/38	40/45	44	50	61/66	238/242/42	254/262	266/268XP	281/288XP/296XP	2101XP	3120XP
508 03 32-04			8 T							X											
507 47 64-34			6 T								X										
503 15 98-02			7 T									X									
503 08 87-01			7 T										X								
501 45 74-02	7 T											X	X	X		X					
505 30 36-94		7 T										X	X	X		X					
503 08 87-02			7 T									X	X	X		X					
501 59 80-02				7 T											X			X	X		
501 83 15-02					7 T										X			X	X		
505 30 36-61				8 T											X			X	X		
501 83 15-01					8 T										X			X	X		
501 51 40-01						7 T									X			X	X		
501 67 41-01						8 T									X			X	X		
501 63 66-01		7 T													X			X	X		
503 44 49-01			7 T												X			X	X		
504 52 30-02				7 T											X		X	X	X		
503 45 39-01					7 T										X		X	X	X		
501 54 02-01						8 T									X			X	X		
501 59 77-02					7 T										X			X	X		
(a) 503 08 48-01									7 T						X			X	X		X
501 29 30-01									7 T						X			X	X		X
501 59 79-02							7 T								X			X	X		X
501 59 77-01									7 T						X			X	X		X
501 89 56-01									7 T						X			X	X		X
503 14 32-01															X			X	X		X

FILE EQUIPMENT

Part number	Article
505 69 81-40	File Ø 4.0 mm
505 69 81-45	File Ø 4.5 mm
505 69 81-48	File Ø 4.8 mm
505 69 81-55	File Ø 5.5 mm
505 69 81-60	Flat file 6"
505 69 81-80	Flat file 8"
501 58 02-02	File holder w/file Ø 4.0 mm
504 91 60-01	File holder w/file Ø 4.8 mm
501 58 02-01	File holder w/file Ø 5.5 mm
505 69 81-25	Filing equipment .325" kit
505 69 81-30	Filing equipment 3/8" kit
505 69 81-10	File gauge .325"/file 4.8 mm
505 69 81-11	File gauge .325"/file 4.5 mm
505 69 81-12	File gauge 3/8"/file 5.5 mm
505 69 81-14	File gauge 3/8"/file 4.0 mm
505 69 81-15	File gauge .404"/file 5.5 mm
505 69 81-00	Depth gauge .325"
505 69 81-01	Depth gauge 3/8"
504 91 92-00	Depth gauge jointer 0.75 mm
505 38 24-24	Depth gauge jointer 0.65 mm
505 69 78-00	File handle
505 69 81-05	Setting tool (clearing saw)
505 69 81-13	Filing clamp

VEGETABLE CHAIN OIL

Part number	Package
502 51 65-02	4 litre can
502 51 60-02	20 litre can
502 51 59-02	208 litre barrel

TWO STROKE OIL

Part number	Package
502 51 33-01	Box w/50x0.1 litre can
502 51 15-71	Box w/24x0.4 litre can
502 51 12-71	Box w/12x1 litre can
502 51 13-71	1/4 barrel, 57.5 litre

OTHERS

Part number	Package
503 08 54-01	Grease
501 91 14-01	Grease gun
502 51 27-01	Grease tube
504 91 13-00	Funnel w/strainer
501 83 44-09	Guide bar prot. 13"—16"
501 83 44-11	Guide bar prot. 18"—22"
501 83 45-04	Guide bar prot. 24"—28"