









































































# Accessory guide for trimmers and brushcutters 2004

Model	Grass 	Coarse grass 	Bushes and trees 
123C / 323C / 326C	A1 + 3 4		
325C <sub>x</sub>	A2 + 2 3 4		
123L	A3 B1 + 1 5 6 7 13	G4 G4 + 15	
123LD	A3 B1 + 1 5 6 7 13 30 31 34	G4 G4 + 15	28 29 33
323L / 325L <sub>x</sub> / 326L 324L <sub>x</sub> / 326L <sub>x</sub>	A3 B1 + 1 5 6 7 13	G1 G1 + 15	28
323LD / 324LD <sub>x</sub> 325LD <sub>x</sub> / 326LD <sub>x</sub>	A3 B1 + 1 5 6 7 13 30 31 34	G1 G1 + 15	28 29 32 33
232L	A4 + 1 5 6 7 13	G2 G2 + 15	
323RJ / 325RJ <sub>x</sub> / 326RJ <sub>x</sub>	A3 B1 + 1 5 6 7 13	B1 + F1 + 15 16	28
323R / 324R <sub>x</sub> / 325R <sub>x</sub> 326R <sub>x</sub> / 325RD <sub>x</sub>	A3 B1 + 1 5 6 7 13	B1 + F1 + 15 16	D1 + 23
232R	A4 + 1 5 6 7 13	C1 + F1 + 15 16 20	D2 + 23
235R / 235RII	A4 + 8 9 11 12 14 C2 + 14	C2 + F2 F3 + 18 20 22	D2 + 23
240R / 240F	A5 + 10 11 12 14 C3 + 14	C3 + F2 F3 + 19 21 E1 + 17	D5 + 24 E2 + 24
343R / 345R <sub>x</sub>	A6 + 10 11 12 14 C4 + 14	C4 + F2 F3 + 18 20 22	D4 + 23
250R	A5 + 10 11 12 14 C3 + 14	C3 + F3 + 19 21 E1 + 17	D5 + 24 D7 + 25 E2 + 24 G3
343F / 345F <sub>x</sub> / 345F <sub>XT</sub>	A7 + 10 11 12 14 C5 + 14	C5 + F2 F3 + 17 19 21	D5 + 24 D6 + 25
252RX	A5 + 11 12	C3 + F3 + 19 21 E1 + 17	D5 + 24 D7 + 25 E2 + 24
265RX	A5 + 11 12	C3 + F3 + 21	D3 + 24 D7 + 25 D8 + 26
142RB / 152RB 142RJ / 152RJ	B2 + 11 12 14	B2 + F2 F3 + 16 20 22	

Trimmer guards	Saw blade guards	Kits
A1 537 02 61-01 	D1 537 02 21-01  200mm (adapter incl.)	G1 537 04 85-01  incl. B1 F1
A2 537 07 67-01 	D2 503 77 39-01  200mm	G1 537 04 85-02  incl. B1 F1 (USA)
A3 503 97 71-01 	D3 502 27 22-01  200mm	G2 503 78 17-03  incl. C1 F1
A4 503 74 50-04 	D4 537 31 09-01  200mm (adapter incl.)	G3 537 16 55-01  incl. C1 F1
A5 503 91 60-01 	D5 537 21 71-01  200mm	G4 537 04 85-04  incl. B1 F1
A6 503 95 43-01 	D6 502 03 94-06  225mm	
A7 537 29 73-01 	D7 502 03 94-03  225mm	<b>Attachments</b>
	D8 502 03 95-03  255mm	28 537 18 33-11  Saw head
<b>Combination guards</b>		28 537 18 33-12  Saw head (USA)
B1 503 93 42-02 	<b>Plant prot. guards</b>	29 537 18 33-16  PA1100
B2 531 00 77-01 	E1 502 12 26-01  255mm	29 537 18 33-17  PA1100 (USA)
	E2 502 14 55-01  200mm	30 537 19 67-01  SR600
<b>Blade guards</b>		31 537 19 69-01  EA850
C1 503 74 40-01 	<b>Support cups</b>	32 537 19 66-01  HA110
C2 503 89 52-01 	F1 503 89 01-01 	33 537 19 66-02  HA850
C3 502 26 34-01 	F2 503 90 18-02  (20mm / 1")	34 537 35 35-01  TA850
C4 537 28 85-01 	F3 502 15 70-02  M12 (20mm / 1") Ballbearing	
C5 537 29 74-01 		
C6 537 15 36-01 		
<b>Cutting equipments</b>		
1 Fix M10  531 00 38-69 (Fixed)	11 Auto 55 M12 1"  531 00 92-26	21 Multi 300-3  537 14 93-01
2 Fix 3/8" (R)  531 00 75-34 (Fixed)	12 SII M12 (Manual)  502 26 08-11	22 Multi 300-3 1"  537 14 94-01
3 Hit VII (R)  531 00 75-84 (Semiauto)	13 TriCut M10  531 00 38-11	23 Scarlett 200-22 1"  537 27 75-01
4 Hit Jr 3/8" (R)  531 00 75-28 (Semiauto)	14 TriCut M12  531 00 38-24	24 Scarlett 200-22  537 27 76-01
5 S35 M10  531 00 92-24 (Manual)	15 Grass 255-8 1"  537 02 19-01	25 Scarlett 225-24  537 27 84-01
6 T35 M10  531 00 92-25 (Semiauto)	16 Grass 255-4 1"  537 14 96-01	26 Opti 255-22  502 26 84-01
7 Superauto II M10 1"  531 00 60-93 (Manual)	17 Multi 255-3  537 14 89-01	27 Shredder blade  537 18 06-01
8 S35 M12  531 00 92-68 (Manual)	18 Multi 255-3 1"  537 14 90-01	
9 T35 M12  531 00 92-69 (Semiauto)	19 Multi 275-4  537 14 91-01	
10 T45 M12  531 00 92-62 (Semiauto)	20 Multi 275-4 1"  537 14 92-01	